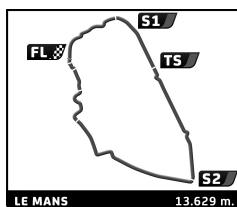




29/30-1/2 | 2023

JUIN - JUILLET



ENDURANCE RACING LEGENDS LE MANS CLASSIC 2023 QUALIFYING 1

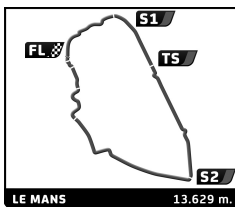
Final Classification

Nr. Drivers	Car	Cl	Time	Lap	Total	Gap	Kph
1 23 Emmanuel COLLARD / Henri PESCAROLO	Pescarolo C60 2006	LMP1B	3:49.288	4	5	-	- 213.9
2 47 Ivan VERCOUTERE / Alex MÜLLER	Maserati MC12 GT1 2005	GT1B	3:56.969	3	6	+7.681	+7.681 207.0
3 7 Shaun LYNN	Bentley Speed 8 2003	LMP1B	3:58.573	3	6	+9.285	+1.604 205.6
4 58 Gregor FISKEN	Dallara SP1 2002	LMP1B	3:59.656	4	6	+10.368	+1.083 204.7
5 93 Darren TURNER	Aston Martin DBR9 2006	GT1B	4:00.165	4	4	+10.877	+0.509 204.2
6 34 Olivier HART / David HART	Courage C60 2005	LMP1B	4:00.839	3	5	+11.551	+0.674 203.7
7 15 Felipe ORTIZ	Dome S101 2003	LMP1B	4:01.938	4	6	+12.650	+1.099 202.8
8 25 Mike NEWTON	Lola-MG EX257 2001	LMP2B	4:01.944	3	6	+12.656	+0.006 202.7
9 1 François PERRODO	Toyota GT-One 1999	GT1A	4:04.795	3	5	+15.507	+2.851 200.4
10 46 Joe MACARI	Maserati MC12 GT1 2005	GT1B	4:05.924	5	6	+16.636	+1.129 199.5
11 17 Christophe d'ANSEMBOURG / Antoine d'ANSEMBOURG	Dallara SP1 2003	LMP1B	4:06.011	6	6	+16.723	+0.087 199.4
12 10 Olivier GALANT	Panoz Esperante GTR1 1998	GT1A	4:06.372	5	6	+17.084	+0.361 199.1
13 101 Alexander RITTWEGER / Sam HANCOCK	Porsche 911 GT1 Evo 1997	GT1A	4:06.992	4	5	+17.704	+0.620 198.6
14 30 Julien CANAL	Ferrari 333 SP 1997	LMP1A	4:07.438	3	4	+18.150	+0.446 198.2
15 66 Dominik ROSCHMANN	Ferrari 550 Maranello Prodrive 2005	GT1B	4:08.581	3	6	+19.293	+1.143 197.3
16 150 Florent MOULIN	Chrysler Viper GTS-R 2005	GT1B	4:09.011	5	5	+19.723	+0.430 197.0
17 3 Erik MARIS	Audi R8 LMP 2002	LMP1B	4:09.362	4	5	+20.074	+0.351 196.7
18 69 Mr JOHN OF B / Soheil AYARI	Bentley EXP Speed 8 2002	LMP1B	4:09.726	3	4	+20.438	+0.364 196.4
19 72 Alexandre LEROY	Lola B98/10 1999	LMP1A	4:10.686	3	5	+21.398	+0.960 195.7
20 21 Tomas ENGE	Ferrari 550 Maranello Prodrive 2004	GT1B	4:12.907	4	5	+23.619	+2.221 194.0
21 2 Christian GLÄSEL	Ferrari 333 SP 1998	LMP1A	4:13.264	2	3	+23.976	+0.357 193.7
22 88 Philip KADOORIE	Aston Martin DBR9 2006	GT1B	4:13.476	2	4	+24.188	+0.212 193.5
23 127 Nikolaus DITTING	Aston Martin DBR9 2005	GT1B	4:14.121	4	6	+24.833	+0.645 193.0
24 22 Sebastian GLASER	Porsche 993 GT2 Evo 1999	GT2A	4:14.772	3	4	+25.484	+0.651 192.5
25 18 Charlie REMNANT / Peter KOX	Ferrari 550 Maranello Prodrive 2002	GT1B	4:15.281	3	5	+25.993	+0.509 192.2
26 50 Michael FÖVENY / Stefan ROITMAYER	Porsche 996 GT2-R Bi-Turbo PSI 2006	GT1B	4:15.618	5	5	+26.330	+0.337 191.9
27 4 Xavier MICHERON	Riley & Scott MK III C 2002	LMP1A	4:15.846	4	5	+26.558	+0.228 191.7
28 45 Lionel BOCH	Lola-MG EX257 2002	LMP2B	4:16.400	3	5	+27.112	+0.554 191.3
29 39 Pierre-Loup BOCH	Lola B05/40 2005	LMP2B	4:16.991	4	5	+27.703	+0.591 190.9
30 40 Philippe SCEMAMA	Ford GT 2010	GT1B	4:17.606	5	6	+28.318	+0.615 190.4
31 190 Pierre EHRET	Ferrari F430 GTC Evo 2009	GT2C	4:20.549	5	6	+31.261	+2.943 188.3
32 42 Yannick DALMAS	McLaren F1 GTR 1996	GT1A	4:20.634	4	5	+31.346	+0.085 188.2
33 95 Mr STEEL / Toni VILANDER	Ferrari F430 GTC Evo 2009	GT2C	4:20.845	3	5	+31.557	+0.211 188.1
34 27 Gérard LOPEZ / Eric HELARY	Saleen S7-R 2004	GT1B	4:20.988	4	5	+31.700	+0.143 188.0
35 60 Marc JULLY	Keiler K II / Chevron B71 1998	LMP1A	4:21.098	5	6	+31.810	+0.110 187.9
36 20 Pierre BRUNEAU	Pilbeam MP93 2005	LMP2B	4:22.384	5	5	+33.096	+1.286 187.0
37 62 Nicolas JOFFRE	Ferrari 550 Maranello Prodrive 2005	GT1B	4:22.834	5	5	+33.546	+0.450 186.6
38 71 Ricardo BRAVO	Porsche 996 GT3-RS 2006	GT2C	4:23.411	3	5	+34.123	+0.577 186.2
39 38 Dominique GUENAT / Maxime GUENAT	Porsche 997 GT3 RSR 2009	GT2C	4:25.038	5	5	+35.750	+1.627 185.1
40 12 Henrike GEMPERLE / Marc de SIEBENTHAL	Porsche 993 GT2 1996	GT2A	4:26.367	3	4	+37.079	+1.329 184.2
41 29 Christian TRABER / Nicolas TRABER	Porsche 996 GT3-RSR 2006	GT2C	4:27.012	3	5	+37.724	+0.645 183.7
42 52 Benoit ROMAC	Porsche 993 GT2 Evo 1999	GT2A	4:28.280	2	5	+38.992	+1.268 182.8
43 75 Lee MAXTED-PAGE	Porsche 997 GT3 RSR 2009	GT2C	4:29.141	4	5	+39.853	+0.861 182.3
44 54 Xavier GALANT	Panoz Esperante GTR1 1997	GT1A	4:29.300	5	6	+40.012	+0.159 182.2
45 35 Paul MCLEAN	Porsche 993 GT2 Evo 1999	GT2A	4:29.486	2	5	+40.198	+0.186 182.0
46 31 Frederic FATIEN / Jack LECONTE	Mosler MT900 R 2008	GT2C	4:32.715	4	4	+43.427	+3.229 179.9
47 26 Pierre FILLON	Porsche 911 GT1 1997	GT1A	4:32.769	5	5	+43.481	+0.054 179.8
48 77 Scooter GABEL	BMW M3 GT 2000	GT2B	4:32.805	3	5	+43.517	+0.036 179.8
49 98 Charles Jr. SCARDINA / Onofrio TRIARSI	Ferrari F430 GTC Evo 2008	GT2C	4:32.974	3	5	+43.686	+0.169 179.7
50 41 Kriton LENDOUJIS	Ford GT 2010	GT1B	4:33.416	3	5	+44.128	+0.442 179.4
51 188 Steven OSBORNE / Chris WARD	Porsche 997 GT3 RSR 2009	GT2C	4:35.336	5	5	+46.048	+1.920 178.2
52 36 Mark SUMPTER	Porsche 993 GT2 1997	GT2A	4:36.471	4	4	+47.183	+1.135 177.4
53 111 Heiko OSTMANN	Porsche 996 GT3-RSR 2005	INV	4:38.609	3	4	+49.321	+2.138 176.1
54 99 Simon EVANS	Porsche 996 GT3-RS 2001	GT2B	4:40.624	4	5	+51.336	+2.015 174.8
55 63 John EMBERSON / Nigel GREENSALL	Chevrolet Corvette C6 ZR1 2010	GT2C	4:41.572	3	5	+52.284	+0.948 174.2
56 70 Paul PHILLIPS	Porsche 997 GT3 RSR 2007	GT2C	4:41.876	5	5	+52.588	+0.304 174.0
57 57 Romain BELLETESTE / Daniel ROUSTAN	Aston Martin DBRS9 2010	GT2C	4:42.271	2	4	+52.983	+0.395 173.8
58 55 Matthew HOLBEN	TVR Tuscan T400R 2003	GT2B	4:42.823	5	5	+53.535	+0.552 173.4
59 13 Peter Van HOEPEN	Courage C60 2002	LMP1B	4:42.966	4	5	+53.678	+0.143 173.4
60 96 Michael MCINERNEY / Sean MCINERNEY	Ferrari F430 GTC Evo 2009	GT2C	4:43.759	3	5	+54.471	+0.793 172.9
61 94 Janos SANTA	Ferrari 360 Modena GTC 2002	GT2B	4:44.168	2	4	+54.880	+0.409 172.6
62 8 Peter FAIRBAIRN	Porsche 993 GT2 Evo 1999	GT2A	4:44.438	4	5	+55.150	+0.270 172.5
63 51 Edouard DEGUEMP	Cannibal Chevrolet IMSA 1998	LMP1A	4:48.570	5	5	+59.282	+4.132 170.0
64 105 Edwin STUCKY / Frédéric YERLY	Dodge Viper GTS-R 2002	GT2A	4:51.351	3	5	-1:02.063	+2.781 168.4
65 92 Jason CLEGG	TVR Tuscan T400R 2003	GT2B	4:51.879	2	5	-1:02.591	+0.528 168.1





29/30-1/2 | 2023
 JUIN - JUILLET



ENDURANCE RACING LEGENDS
LE MANS CLASSIC 2023
QUALIFYING 1

Final Classification

Nr. Drivers	Car	Cl	Time	Lap	Total	Gap	Kph
66 78 Pascal DUHAMEL	Porsche 996 GT3-R 2000	GT2B	4:58.348	2	4 - 1:09.060 +6.469	164.4	
67 97 Stephen KEATING	Marcos LM500 1994	GT2A	5:14.723	3	4 - 1:25.435+16.375	155.9	
68 82 Gilles PETIT	Lola B2K/40 2002	LMP2B	5:19.750	2	3 - 1:30.462 +5.027	153.4	
69 48 Clive JOY / Jean-Pierre MALCHER	Ferrari 360 Modena N-GT 2003	GT2B	5:24.513	4	4 - 1:35.225 +4.763	151.2	
70 90 Olivier HUEZ	Lola B2K/40 2002	LMP2B	5:40.908	4	4 - 1:51.620+16.395	143.9	
71 160 Paul HOWELLS	Porsche 993 GT2 Evo 1999	GT2A	6:07.651	1	4 - 2:18.363+26.743	132.0	
72 33 Michel LECOURT / Raymond NARAC	Ferrari 333 SP 1999	LMP1A			3		
73 59 Rémi TERRAIL / Jürg AEBERHARD	Porsche 993 GT2 Evo 1999	GT2A			2		
74 64 Richard HYWEL EVANS	Porsche 996 GT3-R 2000	GT2B			4		
75 73 Guenther SCHINDLER	Porsche 993 GT2 Evo 1999	GT2A			2		
76 91 Julien QUINONERO / Sylvain BOULAY	Welter Racing LM94 1995	LMP2A					
77 132 Sandro HUBAR	Lamborghini Diablo GT1 1995	GT1A					

Fastest Lap	Lap 4	Emmanuel COLLARD	3:49.288	213.9 Kph
--------------------	-------	------------------	-----------------	-----------

CARS 64-92-160 BEST TIME DELETED DUE TO SPEEDING IN THE PIT LANE

Published at:

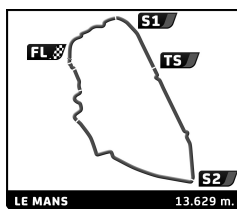
Track Status: **DRY**

Stewards: Pierre PELOSI Arnaud VERCAUTEREN Ricardo HIPOLITO	Timekeeper: Xavier LOZANO
---	-------------------------------------





29/30-1/2 | 2023
JUIN - JUILLET



ENDURANCE RACING LEGENDS
LE MANS CLASSIC 2023
QUALIFYING 2

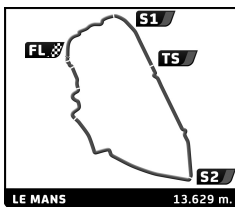
Final Classification

Nr. Drivers	Car	Cl	Time	Lap	Total	Gap	Kph	
1 23 Emmanuel COLLARD	Pescarolo C60 2006	LMP1B	3:46.734	5	5	-	216.3	
2 1 François PERRODO	Toyota GT-One 1999	GT1A	3:55.223	5	5	+8.489	208.5	
3 93 Darren TURNER	Aston Martin DBR9 2006	GT1B	4:00.540	5	5	+13.806	203.9	
4 10 Olivier GALANT	Panoz Esperante GTR1 1998	GT1A	4:08.318	5	5	+21.584	197.5	
5 15 Felipe ORTIZ	Dome S101 2003	LMP1B	4:09.819	5	5	+23.085	196.4	
6 69 Mr JOHN OF B / Soheil AYARI	Bentley EXP Speed 8 2002	LMP1B	4:14.319	4	4	+27.585	192.9	
7 7 Shaun LYNN	Bentley Speed 8 2003	LMP1B	4:28.781	4	4	+42.047	182.5	
8 96 Michael MCINERNEY / Sean MCINERNEY	Ferrari F430 GTC Evo 2009	GT2C	4:30.575	4	4	+43.841	181.3	
9 42 Yannick DALMAS	McLaren F1 GTR 1996	GT1A	4:33.236	4	4	+46.502	179.5	
10 4 Xavier MICHERON	Riley & Scott MK III C 2002	LMP1A	4:34.372	4	4	+47.638	178.8	
11 98 Charles Jr. SCARDINA / Onofrio TRIARSI	Ferrari F430 GTC Evo 2008	GT2C	4:36.439	4	4	+49.705	177.4	
12 45 Lionel BOCH	Lola-MG EX257 2002	LMP2B	4:36.451	4	4	+49.717	177.4	
13 75 Lee MAXTED-PAGE	Porsche 997 GT3 RSR 2009	GT2C	4:43.188	4	4	+56.454	173.2	
14 39 Pierre-Loup BOCH	Lola B05/40 2005	LMP2B	4:45.313	4	4	+58.579	171.9	
15 26 Pierre FILLON	Porsche 911 GT1 1997	GT1A	4:45.958	4	4	+59.224	171.5	
16 36 Mark SUMPTER	Porsche 993 GT2 1997	GT2A	4:48.165	4	4	-1:01.431	170.2	
17 12 Henrique GEMPERLE / Marc de SIEBENTHAL	Porsche 993 GT2 1996	GT2A	4:50.943	4	4	-1:04.209	168.6	
18 50 Michael FÖVENY / Stefan ROITMAYER	Porsche 996 GT2-R Bi-Turbo PSI 2006	GT1B	4:53.024	2	4	-1:06.290	167.4	
19 34 Olivier HART / David HART	Courage C60 2005	LMP1B	4:53.395	1	3	-1:06.661	165.4	
20 188 Steven OSBORNE / Chris WARD	Porsche 997 GT3 RSR 2009	GT2C	4:53.891	4	4	-1:07.157	166.9	
21 92 Jason CLEGG	TVR Tuscan T400R 2003	GT2B	4:56.479	4	4	-1:09.745	165.5	
22 72 Alexandre LEROY	Lola B98/10 1999	LMP1A	4:57.377	2	4	-1:10.643	165.0	
23 55 Matthew HOLBEN	TVR Tuscan T400R 2003	GT2B	4:57.850	4	4	-1:11.116	164.7	
24 64 Richard HYWEL EVANS	Porsche 996 GT3-R 2000	GT2B	4:59.112	4	4	-1:12.378	164.0	
25 47 Ivan YERCOUTERE / Alex MÜLLER	Maserati MC12 GT1 2005	GT1B	5:00.798	2	4	-1:14.064	163.1	
26 71 Ricardo BRAVO	Porsche 996 GT3-RS 2006	GT2C	5:01.187	2	4	-1:14.453	162.9	
27 77 Scooter GABEL	BMW M3 GT 2000	GT2B	5:03.980	4	4	-1:17.246	161.4	
28 2 Christian GLÄSEL	Ferrari 333 SP 1998	LMP1A	5:04.195	2	4	-1:17.461	161.3	
29 95 Mr STEEL / Toni VILANDER	Ferrari F430 GTC Evo 2009	GT2C	5:04.491	2	4	-1:17.757	161.1	
30 27 Gérard LOPEZ / Eric HELARY	Saleen S7-R 2004	GT1B	5:05.180	2	5	-1:18.446	160.7	
31 105 Edwin STUCKY / Frédéric YERLY	Dodge Viper GTS-R 2002	GT2A	5:05.347	2	4	-1:18.613	160.6	
32 29 Christian TRÄBER / Nicolas TRABER	Porsche 996 GT3-RSR 2006	GT2C	5:06.040	3	3	-1:19.306	160.3	
33 94 Janos SANTA	Ferrari 360 Modena GTC 2002	GT2B	5:06.988	2	4	-1:20.254	159.8	
34 8 Peter FAIRBAIRN	Porsche 993 GT2 Evo 1999	GT2A	5:07.267	4	4	-1:20.533	159.6	
35 17 Christophe d'ANSEMBOURG / Antoine d'ANSEMBOURG	Dallara SP1 2003	LMP1B	5:07.905	2	5	-1:21.171	159.3	
36 21 Tomas ENGE	Ferrari 550 Maranello Prodrive 2004	GT1B	5:09.322	2	5	-1:22.588	158.6	
37 70 Paul PHILLIPS	Porsche 997 GT3 RSR 2007	GT2C	5:11.816	4	4	-1:25.082	157.3	
38 78 Pascal DUHAMEL	Porsche 996 GT3-R 2000	GT2B	5:11.943	4	4	-1:25.209	157.3	
39 59 Rémi TERRAIL / Jürg AEBERHARD	Porsche 993 GT2 Evo 1999	GT2A	5:12.336	2	4	-1:25.602	157.1	
40 311 Heiko OSTMANN	Porsche 996 GT3-RSR 2005	INV	5:12.364	4	4	-1:25.630	157.0	
41 73 Guenther SCHINDLER	Porsche 993 GT2 Evo 1999	GT2A	5:13.378	2	3	-1:26.644	156.5	
42 82 Gilles PETIT	Lola B2K/40 2002	LMP2B	5:13.895	4	4	-1:27.161	156.3	
43 51 Edouard DEGUEMP	Cannibal Chevrolet IMSA 1998	LMP1A	5:15.380	4	4	-1:28.646	155.5	
44 150 Florent MOULIN	Chrysler Viper GTS-R 2005	GT1B	5:15.382	2	4	-1:28.648	155.5	
45 101 Alexander RITTWEGER / Sam HANCOCK	Porsche 911 GT1 Evo 1997	GT1A	5:15.618	2	4	-1:28.884	155.4	
46 63 John EMBERSON / Nigel GREENSALL	Chevrolet Corvette C6 ZR1 2010	GT2C	5:15.942	2	4	-1:29.208	155.3	
47 40 Philippe SCEMAMA	Ford GT 2010	GT1B	5:16.933	2	4	-1:30.199	154.8	
48 58 Gregor FISKEN	Dallara SP1 2002	LMP1B	5:16.962	2	5	-1:30.228	154.8	
49 35 Paul MCLEAN	Porsche 993 GT2 Evo 1999	GT2A	5:17.423	4	4	-1:30.689	154.5	
50 52 Benoit ROMAC	Porsche 993 GT2 Evo 1999	GT2A	5:18.787	2	4	-1:32.053	153.9	
51 46 Joe MACARI	Maserati MC12 GT1 2005	GT1B	5:19.838	2	4	-1:33.104	153.4	
52 25 Mike NEWTON	Lola-MG EX257 2001	LMP2B	5:20.178	2	3	-1:33.444	153.2	
53 66 Dominik ROSCHMANN	Ferrari 550 Maranello Prodrive 2005	GT1B	5:21.208	2	4	-1:34.474	152.7	
54 190 Pierre EHRET	Ferrari F430 GTC Evo 2009	GT2C	5:21.673	2	4	-1:34.939	152.5	
55 60 Marc JULLY	Keiler K II / Chevron B71 1998	LMP1A	5:22.993	4	4	-1:36.259	151.9	
56 41 Kriton LENDOUDIS	Ford GT 2010	GT1B	5:24.783	2	4	-1:38.049	151.0	
57 20 Pierre BRUNEAU	Pilbeam MP93 2005	LMP2B	5:29.718	2	4	-1:42.984	148.8	
58 62 Nicolas JOFFRE	Ferrari 550 Maranello Prodrive 2005	GT1B	5:30.821	4	4	-1:44.087	148.3	
59 18 Charlie REMNANT / Peter KOX	Ferrari 550 Maranello Prodrive 2002	GT1B	5:32.832	2	4	-1:46.098	147.4	
60 160 Paul HOWELLS	Porsche 993 GT2 Evo 1999	GT2A	5:34.047	4	4	-1:47.313	146.8	
61 90 Olivier HUEZ	Lola B2K/40 2002	LMP2B	5:41.057	4	4	-1:54.323	143.8	
62 57 Romain BELLETESSE / Daniel ROUSTAN	Aston Martin DBRS9 2010	GT2C	5:46.096	2	4	-1:59.362	141.7	
63 3 Erik MARIS	Audi R8 LMP 2002	LMP1B	9:33.011	1	3	-5:46.273	84.7	
64 97 Stephen KEATING	Marcos LM500 1994	GT2A	9:34.262	1	3	-5:47.528	84.5	
65 99 Simon EVANS	Porsche 996 GT3-RS 2001	GT2B	10:13.257	1	2	-6:26.523	38.995	79.1





29/30-1/2 | 2023
 JUIN - JUILLET



ENDURANCE RACING LEGENDS
LE MANS CLASSIC 2023
QUALIFYING 2

Final Classification

Nr. Drivers	Car	Cl	Time	Lap	Total	Gap	Kph
66 91 Julien QUINONERO / Sylvain BOULAY	Welter Racing LM94 1995	LMP2A	10:15.368	1	1-6:28.634	+2.111	78.9
67 13 Peter Van HOEPEN	Courage C60 2002	LMP1B					
68 22 Sebastian GLASER	Porsche 993 GT2 Evo 1999	GT2A					
69 30 Julien CANAL	Ferrari 333 SP 1997	LMP1A					
70 31 Valentin SIMONET	Mosler MT900 R 2008	GT2C					
71 33 Michel LECOURT / Raymond NARAC	Ferrari 333 SP 1999	LMP1A					
72 38 Dominique GUENAT / Maxime GUENAT	Porsche 997 GT3 RSR 2009	GT2C					
73 48 Clive JOY / Jean-Pierre MALCHER	Ferrari 360 Modena N-GT 2003	GT2B			2		
74 54 Xavier GALANT	Panoz Esperante GTR1 1997	GT1A					
75 88 Philip KADOORIE	Aston Martin DBR9 2006	GT1B					
76 127 Nikolaus DITTING	Aston Martin DBR9 2005	GT1B					
77 132 Sandro HUBAR	Lamborghini Diablo GT1 1995	GT1A					

Fastest Lap	Lap 5	Emmanuel COLLARD	3:46.734	216.3 Kph
--------------------	-------	------------------	-----------------	-----------

Published at:

Track Status: **DRY**

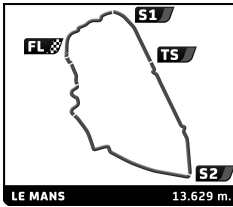
Stewards: Pierre PELOSI Arnaud VERCAUTEREN Ricardo HIPOLITO	Timekeeper: Xavier LOZANO
---	-------------------------------------





29/30-1/2 | 2023

JUIN - JUILLET | 23



ENDURANCE RACING LEGENDS LE MANS CLASSIC 2023 RACE (43')

Final Classification

Nr. Drivers		Car	Class	Laps	Total Time	Gap	Kph	Best Lap		
								Lap	Time	Kph
1	23 Emmanuel COLLARD	Pescarolo C60 2006	LMP1B	9	44:18.419	-	165.9	8	4:13.431	193.6
2	1 François PERRODO	Toyota GT-One 1999	LMP1A	9	44:21.972	+3.553	165.7	7	4:13.235	193.7
3	34 Olivier HART/David HART	Courage C60 2005	LMP1B	9	44:47.492	+29.073	164.1	7	4:21.101	187.9
4	58 Gregor FISKEN	Dallara SP1 2002	LMP1B	9	44:50.752	+32.333	163.9	7	4:22.809	186.7
5	93 Darren TURNER	Aston Martin DBR9 2006	GT1B	9	44:55.420	+37.001	163.6	3	4:26.416	184.1
6	47 Ivan VERCOUTERE/Alex MÜLLER	Maserati MC12 GT1 2005	GT1B	9	45:46.505	+1:28.086	160.6	8	4:23.139	186.4
7	101 Alexander RITTWEGE/Sam HANCOCK	Porsche 911 GT1 Evo 1997	GT1A	9	45:56.716	+1:38.297	160.0	8	4:29.527	182.0
8	17 Christophe d'ANSEMBOURG/Antoine d'ANSEMBOURG	Dallara SP1 2003	LMP1B	9	46:09.779	+1:51.360	159.2	8	4:26.866	183.8
9	4 Xavier MICHERON	Riley & Scott MK III C 2002	LMP1A	9	46:14.473	+1:56.054	158.9	7	4:31.836	180.5
10	25 Mike NEWTON	Lola-MG EX257 2001	LMP2B	9	46:24.717	+2:06.298	158.4	8	4:34.186	178.9
11	21 Tomas ENGE	Ferrari 550 Maranello Prodrive 2004	GT1B	9	46:25.533	+2:07.114	158.3	7	4:29.075	182.3
12	46 Joe MACARI	Maserati MC12 GT1 2005	GT1B	9	46:40.128	+2:21.709	157.5	7	4:30.203	181.5
13	22 Sebastian GLASER	Porsche 993 GT2 Evo 1999	GT2A	9	46:46.943	+2:28.524	157.1	8	4:36.038	177.7
14	66 Dominik ROSCHMANN	Ferrari 550 Maranello Prodrive 2005	GT1B	9	46:52.462	+2:34.043	156.8	8	4:30.820	181.1
15	18 Charlie REMNANT/Peter KOX	Ferrari 550 Maranello Prodrive 2002	GT1B	9	47:27.518	+3:09.099	154.9	8	4:39.873	175.3
16	27 Gérard LOPEZ/Eric HELARY	Saleen S7-R 2004	GT1B	9	47:59.145	+3:40.726	153.2	8	4:35.739	177.9
17	26 Julien CANAL	Porsche 911 GT1 1997	GT1A	9	48:04.418	+3:45.999	152.9	7	4:35.709	177.9
18	190 Pierre EHRET	Ferrari F430 GTC Evo 2009	GT2C	9	48:10.147	+3:51.728	152.6	8	4:42.226	173.8
19	41 Kriton LENDOUDIS	Ford GT 2010	GT1B	9	48:18.794	+4:00.375	152.1	7	4:39.797	175.3
20	45 Lionel BOCH	Lola-MG EX257 2002	LMP2B	8	44:41.371	1 Lap	146.2	7	4:40.506	174.9
21	52 Benoît ROMAC	Porsche 993 GT2 Evo 1999	GT2A	8	44:47.950	1 Lap	145.8	7	4:50.747	168.7
22	75 Lee MAXTED-PAGE	Porsche 997 GT3 RSR 2009	GT2C	8	44:49.034	1 Lap	145.7	7	4:54.660	166.5
23	63 John EMBERSON/Nigel GREENSALL	Chevrolet Corvette C6 ZR1 2010	GT2C	8	44:59.948	1 Lap	145.2	2	4:48.833	169.8
24	69 Mr JOHN OF B/Soheil AYARI	Bentley EXP Speed 8 2002	LMP1B	8	45:04.053	1 Lap	144.9	7	4:24.499	185.5
25	36 Mark SUMPTER	Porsche 993 GT2 1997	GT2A	8	45:07.142	1 Lap	144.8	7	4:47.923	170.4
26	35 Paul MCLEAN	Porsche 993 GT2 Evo 1999	GT2A	8	45:08.889	1 Lap	144.7	6	4:52.438	167.7
27	62 Nicolas JOFFRE	Ferrari 550 Maranello Prodrive 2005	GT1B	8	45:13.601	1 Lap	144.4	6	4:43.552	173.0
28	96 Michael MCINERNEY/Sean MCINERNEY	Ferrari F430 GTC Evo 2009	GT2C	8	45:15.830	1 Lap	144.3	3	4:52.447	167.7
29	10 Olivier GALANT	Panoz Esperante GTR1 1998	GT1A	8	45:15.990	1 Lap	144.3	8	4:25.550	184.7
30	188 Steven OSBORNE/Chris WARD	Porsche 997 GT3 RSR 2009	GT2C	8	45:17.786	1 Lap	144.2	6	4:55.259	166.1
31	15 Felipe ORTIZ	Dome S101 2003	LMP1B	8	45:26.861	1 Lap	143.7	8	4:28.192	182.9
32	77 Scooter GABEL	BMW M3 GT 2000	GT2B	8	45:59.365	1 Lap	142.0	7	5:04.537	161.1
33	59 Rémi TERRAIL/Jürg AEBERHARD	Porsche 993 GT2 Evo 1999	GT2A	8	46:20.176	1 Lap	141.0	2	4:48.171	170.2
34	13 Peter Van HOEPEN	Courage C60 2002	LMP1B	8	46:23.950	1 Lap	140.8	7	4:44.997	172.1
35	20 Pierre BRUNEAU	Pilbeam MP93 2005	LMP2B	8	46:38.100	1 Lap	140.1	3	4:50.838	168.7
36	94 Janos SANTA	Ferrari 360 Modena GTC 2002	GT2B	8	46:44.310	1 Lap	139.8	5	5:12.755	156.8
37	92 Jason CLEGG	TVR Tuscan T400R 2003	GT2B	8	47:25.654	1 Lap	137.7	7	4:56.187	165.6
38	127 Nikolaus DITTING	Aston Martin DBR9 2005	GT1B	8	47:29.927	1 Lap	137.5	8	4:36.821	177.2
39	78 Pascal DUHAMEL	Porsche 996 GT3-R 2000	GT2B	8	47:32.006	1 Lap	137.4	6	5:09.951	158.3
40	39 Pierre-Loup BOCH	Lola B05/40 2005	LMP2B	8	47:38.223	1 Lap	137.1	8	4:37.481	176.8
41	40 Philippe SCEMAMA	Ford GT 2010	GT1B	8	47:39.021	1 Lap	137.1	8	4:41.093	174.5
42	8 Peter FAIRBAIRN	Porsche 993 GT2 Evo 1999	GT2A	8	47:48.986	1 Lap	136.6	6	5:12.371	157.0
43	57 Romain BELLETESTE/Daniel ROUSTAN	Aston Martin DBRS9 2010	GT2C	8	47:49.464	1 Lap	136.6	7	5:13.739	156.4
44	55 Matthew HOLBEN	TVR Tuscan T400R 2003	GT2B	8	48:12.900	1 Lap	135.5	7	4:58.238	164.5
45	70 Paul PHILLIPS	Porsche 997 GT3 RSR 2007	GT2C	8	48:33.225	1 Lap	134.5	3	5:11.328	157.6
46	95 Mr STEEL/Toni VILANDER	Ferrari F430 GTC Evo 2009	GT2C	8	48:35.088	1 Lap	134.4	7	4:40.896	174.6
47	71 Ricardo BRAVO	Porsche 996 GT3-RS 2006	GT2C	7	43:35.987	2 Laps	131.1	7	4:47.491	170.6
48	50 Michael FÖVENY/Stefan ROITMAYER	Porsche 996 GT2-R Bi-Turbo PSI 2006	GT1B	7	44:01.662	2 Laps	129.8	4	4:41.131	174.5
49	311 Heiko OSTMANN	Porsche 996 GT3-RS 2005	INV	7	46:07.115	2 Laps	123.9	4	5:04.634	161.0
50	97 Stephen KEATING	Marcos LM500 1994	GT2A	7	46:11.579	2 Laps	123.7	5	5:35.194	146.3
51	105 Edwin STUCKY/Frédéric YERLY	Dodge Viper GTS-R 2002	GT2A	7	46:42.113	2 Laps	122.4	4	4:54.832	166.4
52	64 Richard HYWEL EVANS	Porsche 996 GT3-R 2000	GT2B	7	46:44.426	2 Laps	122.3	7	4:59.007	164.1
53	42 Yannick DALMAS	McLaren F1 GTR 1996	GT1A	7	47:14.354	2 Laps	121.0	7	4:30.748	181.2
54	60 Marc JULLY	Keiler K II / Chevron B71 1998	LMP1A	7	48:22.149	2 Laps	118.1	2	5:12.810	156.8
55	90 Olivier HUEZ	Lola B2K/40 2002	LMP2B	6	43:23.237	3 Laps	112.9	6	5:56.705	137.5
56	51 Edouard DEGUEMP	Cannibal Chevrolet IMSA 1998	LMP1A	6	44:03.795	3 Laps	111.1	6	5:27.616	149.7
57	48 Clive JOY/Jean-Pierre MALCHER	Ferrari 360 Modena N-GT 2003	GT2B	6	44:22.440	3 Laps	110.3	4	5:31.293	148.1
58	160 Paul HOWELLS	Porsche 993 GT2 Evo 1999	GT2A	6	44:51.449	3 Laps	109.2	6	5:29.903	148.7

Not classified:

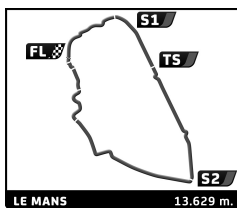
12	Henrique GEMPERLE/Marc de SIEBENTHAL	Porsche 993 GT2 1996	GT2A	5	35:48.653			5	5:34.700	146.6
29	Christian TRABER/Nicolas TRABER	Porsche 996 GT3-RSR 2006	GT2C	4	22:42.281			2	5:01.894	162.5
	3 Erik MARIS	Audi R8 LMP 2002	LMP1B	4	25:53.052			3	4:39.743	175.4
	2 Christian GLÄSEL	Ferrari 333 SP 1998	LMP1A	3	17:04.206			2	5:01.369	162.8
	150 Florent MOULIN	Chrysler Viper GTS-R 2005	GT1B	3	18:23.629			2	4:50.774	168.7





29/30-1/2 | 2023

JUIN - JUILLET



ENDURANCE RACING LEGENDS

LE MANS CLASSIC 2023

RACE (43')

Final Classification

Nr. Drivers	Car	Class	Laps	Total Time	Gap	Best Lap	
						Kph	Lap Time
99 Simon EVANS	Porsche 996 GT3-RS 2001	GT2B	2	32:50.295			
7 Shaun LYNN	Bentley Speed 8 2003	LMP1B	1	6:54.186			
73 Guenther SCHINDLER	Porsche 993 GT2 Evo 1999	GT2A	1	8:44.144			
Not started							
72 Alexandre LEROY	Lola B98/10 1999	LMP1A					
38 Dominique GUENAT/Maxime GUENAT	Porsche 997 GT3 RSR 2009	GT2C					
98 Charles Jr. SCARDINA/Onofrio TRIARSI	Ferrari F430 GTC Evo 2008	GT2C					
82 Gilles PETIT	Lola B2K/40 2002	LMP2B					
132 Sandro HUBAR	Lamborghini Diablo GT1 1995	GT1A					
31 Valentin SIMONET	Mosler MT900 R 2008	GT2C					

Pole Position	E. COLLARD	3:46.734	216.3 Kph
Fastest Lap	Lap 7 François PERRODO	4:13.235	193.7 Kph

CARS 8, 13, 36 AND 45 TIME PENALTY OF 30 SEC DUE TO SPEEDING IN PIT LANE
 CARS 70 AND 92 TIME PENALTY OF 60 SEC DUE TO SPEEDING IN PIT LANE
 CAR 55 TIME PENALTY OF 90 SEC DUE TO SPEEDING IN PIT LANE
 CARS 10, 15, 39, 40, 42, 50, 51, 64, 71, 95, 105, 127, 160 AND 311 ONE LAP PENALTY DUE TO PIT STOP INFRINGEMENT
 CARS 26 AND 52 TIME PENALTY OF 15 SEC DUE TO STEWARDS DECISION NR.44-45
 CARS 23 AND 1 TIME PENALTY OF 45 SEC DUE TO STEWARDS DECISION NR.46-47
 CAR 311 TIME PENALTY OF 30 SEC DUE TO STEWARDS DECISION NR.51

Published at:

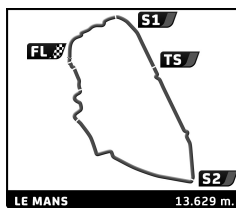
Track Status: **WET**

Stewards: Pierre PELOSI Arnaud VERCAUTEREN Ricardo HIPOLITO	Timekeeper: Yaiza BONET
---	-----------------------------------





29/30-1/2 | 2023
JUIN - JUILLET



ENDURANCE RACING LEGENDS
LE MANS CLASSIC 2023
RACE SPRINT (30')

Final Classification

Table with columns: Nr. Drivers, Car, Class, Laps, Total Time, Gap, Kph, Lap Time, Kph. Lists drivers from 1 to 62 with their respective cars and race results.

Not started

127 Nikolaus DITTING

Aston Martin DBR9 2005

GT1B



Le Point



ARTCURIAL Motorcars



Alfa Romeo



BENTLEY



MULLINER



De Tomaso



PAUL MARIUS



Passion



VICOMTE A.

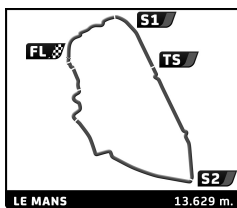


NOSTALGIE





29/30-1/2 | 2023
 JUIN - JUILLET



ENDURANCE RACING LEGENDS
 LE MANS CLASSIC 2023
 RACE SPRINT (30')

Final Classification

Nr. Drivers	Car	Class	Laps	Total Time	Gap	Best Lap	
						Kph	Lap Time
38 Dominique GUENAT/Maxime GUENAT	Porsche 997 GT3 RSR 2009	GT2C					
12 Henrique GEMPERLE/Marc de SIEBENTHAL	Porsche 993 GT2 1996	GT2A					
78 Pascal DUHAMEL	Porsche 996 GT3-R 2000	GT2B					
132 Sandro HUBAR	Lamborghini Diablo GT1 1995	GT1A					

Pole Position	E. COLLARD	3:46.734	216.3 Kph
Fastest Lap	Lap 4 Emmanuel COLLARD	3:42.912	220.1 Kph

CAR 63 TIME PENALTY OF 15 SEC DUE TO SLOW ZONE INFRINGEMENT
 CARS 15, 27, 34, 35, 50, 82 AND 96 TIME PENALTY OF 30 SEC. DUE TO SLOW ZONE INFRINGEMENT
 CARS 23, 66 AND 82 TIME PENALTY OF 45 SEC. DUE TO SLOW ZONE INFRINGEMENT
 CARS 21 (30 SEC) AND 23-47-69 (10 SEC) ELITE DRIVER PENALTY APPLIED

Published at:

Track Status: **DRY**

Stewards: Pierre PELOSI Arnaud VERCAUTEREN Ricardo HIPOLITO	Timekeeper: Xavier LOZANO
---	-------------------------------------

