



Nogaro, France
3 – 5 October 2008



Timing and Results by MST Systems Ltd

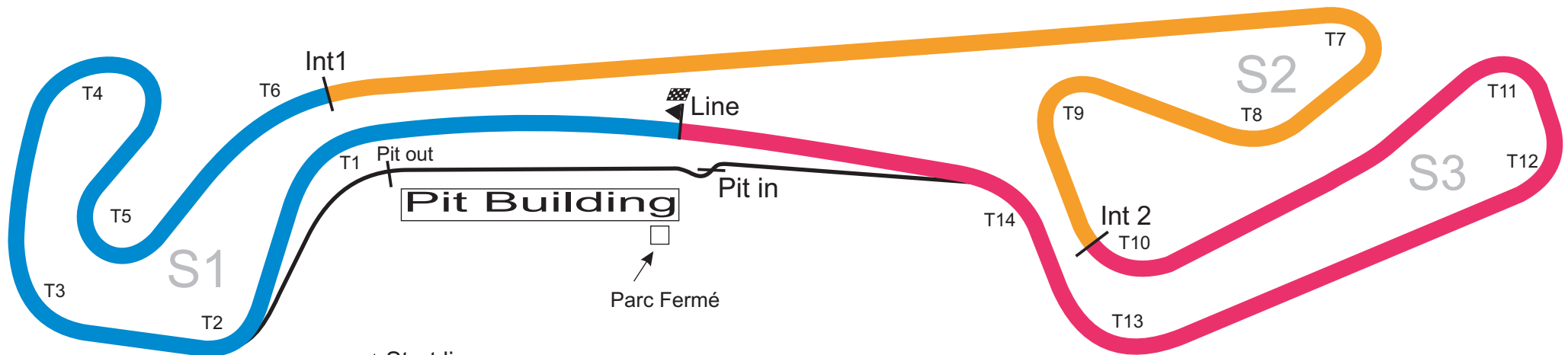
www.fiagt.com

www.mstworld.com



4 & 5 October 2008

Circuit Paul Armagnac



- ▲ Start line
- ▣ Finish & Timing "Line"
- Start Line Offset 0,0Km
- Int 1 = @ 1167,4 Km
- Int 2 = @ 2345,1 Km
- Circuit Centerline 3,636 Km
- T = Turn (Total 14) S = Sector
- P In to P Out 0,249 Km
- Lap by the Pits = 3,609 Km

THP Spider Cup FREE PRACTICE

POS	NO	CL	DRIVER	NAT	CAR	TIME	LAPS	GAP	KPH
1	8		Gregory GUILVERT	FRA	Team Lompech	1:37.079	21		134.83
2	2		Julien BRICHE	FRA	JSB	1:38.279	20	1.200	133.18
3	15		David POUGET	FRA	GPA Racing	1:38.519	23	1.440	132.86
4	51		Simon MOULTON	GBR	Southgate Motorsport	1:39.161	24	2.082	132.00
5	29		Alexandre RAMBURE	FRA	Pour Briche	1:39.271	24	2.192	131.85
6	17		Julien BELTOISE	FRA	Team Lompech	1:39.398	12	2.319	131.68
7	38		Gael CASTELLI	FRA	Garage Castelli	1:41.193	16	4.114	129.35
8	12		Alexandre ALBOUY	FRA	GPA Racing	1:41.379	23	4.300	129.11
9	10		Olivier MARTIN	FRA	Lompech	1:42.064	23	4.985	128.24
10	4		Oliver FREYMUTH	GER	AKF Motorsport	1:43.497	21	6.418	126.47
11	22		Frederic BRY	FRA	RBA Sport	1:44.280	21	7.201	125.52
12	3		Marlene BROGGI	FRA	JSB	1:45.038	21	7.959	124.61
13	19		Patrice CHAUDOIN	FRA	RBA Sport	1:46.095	17	9.016	123.37
14	6		Thomas FILLATRE	FRA	Team Fillatre	1:47.608	15	10.529	121.64
15	20		Jean Charles MIGINAC	FRA	Team Lompech	1:47.998	17	10.919	121.20
16	16		Corentine QUINIOU	FRA	JSB	1:48.367	17	11.288	120.79
17	92		Christian EBONG	FRA	Seven Racing	1:51.525	19	14.446	117.36
18	18		Marcel SCIABBARRASI	FRA	Sciabbarrasi Competition	2:02.999	9	25.920	106.42

Weather/Track: Sun/Dry

Nogaro
Circuit Length = 3.6360 km.
Start: 09:30 End: 10:15

Race Director:	Steward:	Timekeeper:
----------------	----------	-------------

THP Spider Cup

Free Practice - Sector Analysis Report

Lap S1 Time S1 Spd S2 Time S2 Spd S3 Time S3 Spd Lap Time Pit Lap S1 Time S1 Spd S2 Time S2 Spd S3 Time S3 Spd Lap Time Pit

2 BRICHE						FRA			JSB							
1	11:40.840	115.4	40.229	89.2		150.1	12:50.369		12	36.775	139.8	31.896	113.8	33.188	166.6	1:41.859
2	1:01.097	120.6			1:04.107		2:05.204 Pit		13	38.315	138.2	34.360	104.4	44.167		1:56.842 Pit
3	3:04.741	127.7	36.167	102.8	39.621	150.5	4:20.529		14	2:58.484	139.9	32.592	112.1	33.490	171.3	4:04.566
4	43.438	131.2	35.685	88.5	44.565		2:03.688 Pit		15	35.876	140.7	31.545	114.8	32.707	170.2	1:40.128
5	2:46.499	134.7	34.131	103.6	42.572		4:03.202 Pit		16	35.638	139.6	31.332	109.9	32.682	174.5	1:39.652
6	3:06.663	135.2	34.092	108.0	35.619	162.5	4:16.374		17	35.394	139.9	31.137	120.6	32.630	173.5	1:39.161
7	38.986	136.0	35.126	108.8	37.001	168.9	1:51.113		18	35.422	139.6	31.599	122.1	32.232	174.0	1:39.253
8	38.130	140.3	32.350	110.4	34.055	170.8	1:44.535		19	38.636	140.7	31.347	119.4	31.870	175.7	1:41.853
9	38.570	137.7	32.541	112.4	33.727	169.2	1:44.838		20	34.949	143.2	30.796	123.0	32.534	167.4	1:38.279
10	37.571	141.2	32.256	105.4	34.974	161.1	1:44.801									
11	37.184	139.1	31.904	113.3	33.339	170.2	1:42.427									

3 BROGGI						FRA			JSB							
1						148.9	12:58.360		12	40.983	134.8	34.164	103.3	36.840	159.0	1:51.987
2			1:33.718			156.7	2:15.067		13	40.451	136.2	34.721	105.1	36.194	164.9	1:51.366
3	44.553	134.8	37.382	97.4	39.775	146.5	2:01.710		14	41.055	136.2	34.418	99.9	36.874	161.5	1:52.347
4	43.206	126.2	37.015	98.7	39.962	161.1	2:00.183		15	41.058	136.2	34.657	98.6	37.135	163.2	1:52.850
5	44.011	127.5	37.549	87.0	39.583	151.6	2:01.143		16	39.510	137.5	33.717	107.8	35.707	159.9	1:48.934
6	42.433	127.4	36.814	93.5	39.244	148.5	1:58.491		17	40.233	137.2	33.830	106.7	45.892		1:59.955 Pit
7	42.845	127.8	35.350	97.9	38.056	153.2	1:56.251		18	2:16.182	136.5	33.181	107.8	35.488	158.3	3:24.851
8	41.548	130.9	36.275	98.4	38.082	154.7	1:55.905		19	40.015	137.5	33.865	107.2	34.493	168.2	1:48.373
9	42.821	127.8	36.061	99.2	47.577		2:06.459 Pit		20	38.853	140.3	32.760	110.6	34.362	167.4	1:45.975
10	4:01.342	130.2	36.495	94.8	37.599	158.7	5:15.436		21	37.931	138.2	32.792	111.1	34.315	168.4	1:45.038
11	40.649	136.7	34.942	97.1	37.307	158.5	1:52.898									

4 FREYMUTH						GER			AKF Motorsport							
1	13:13.874	108.1	40.477	83.8	42.481	153.5	14:36.832		12	39.010	138.7	33.563	99.3	35.230	165.6	1:47.803
2	49.534	97.5	39.679	86.9	39.998	155.6	2:09.211		13	40.538	134.2	33.930	96.2	35.531	165.6	1:49.999
3	44.797	127.8	38.871		42.441	155.4	2:06.109		14	39.665	139.6	33.870	104.2	36.113	164.2	1:49.648
4	44.979	129.9	37.701	86.9	40.733	155.8	2:03.413		15	39.352	140.5	34.296	102.3	34.670	168.9	1:48.318
5	43.402	129.8	35.956	87.5	39.492	153.5	1:58.850		16	38.069	140.5	32.325	110.8	34.372	168.7	1:44.766
6	43.643	129.2	35.923	89.4	37.998	157.4	1:57.564		17	38.044	142.1	31.906	112.7	35.351	164.7	1:45.301
7	41.383	134.0	35.866	89.8	38.119	156.9	1:55.368		18	37.894	141.7	32.208	108.0	34.686	173.2	1:44.788
8	44.147	128.1	35.911	96.8	47.012		2:07.070 Pit		19	37.565	141.6	31.857	112.4	34.075	165.4	1:43.497
9	3:45.170	131.2	35.963		38.123	159.4	4:59.256		20	37.772	139.9	31.890	115.1	34.151	166.6	1:43.813
10	41.537	136.3	34.802	88.4	36.475	162.7	1:52.814		21	39.786	141.6	31.762	110.9	33.490	168.9	1:45.038
11	40.272	137.5	34.448	103.9	35.673	166.6	1:50.393									



Weather/Track: Sun/Dry

Circuit Length - 3.636 kilometres
Circuit Paul Armagnac
Nogaro, France

Printed at 10:24, Friday, 03 October, 2008

© MST Systems Ltd, 2005 (www.mstworld.com)

Page 1

THP Spider Cup

Free Practice - Sector Analysis Report

Lap S1 Time S1 Spd S2 Time S2 Spd S3 Time S3 Spd Lap Time Pit Lap S1 Time S1 Spd S2 Time S2 Spd S3 Time S3 Spd Lap Time Pit

6 FILLATRE						FRA		Team Fillatre							
1	11:03.121	111.6	41.534	86.3	40.317	151.3	12:24.972	9	41.330	135.2	33.898	102.4	38.122	165.2	1:53.350
2	42.416	129.8	35.838	99.1	37.996	152.0	1:56.250	10	40.416	138.2	33.331	112.1	36.271	166.9	1:50.018
3	40.880	133.2	34.657	103.3	37.514	155.8	1:53.051	11	39.165	138.7	33.305	105.2	46.058		1:58.528 Pit
4	40.446	133.1	35.003	105.4	38.032	154.1	1:53.481	12	1:55.148	137.2	33.160	109.2	36.108	166.6	3:04.416
5	40.896	132.3	34.889	103.1	37.371	156.5	1:53.156	13	39.115	139.4	32.679	111.3	35.814	166.9	1:47.608
6	41.455	130.4	55.146		1:29.361		3:05.962 Pit	14	40.694	139.6	32.864	106.4	36.387	167.4	1:49.945
7	12:33.514	114.7	36.576	102.5	38.689	162.2	13:48.779	15	38.289	139.4	32.920	104.6	41.910		1:53.119 Pit
8	41.238	135.7	34.424	107.0	36.768	165.6	1:52.430								

8 GUILVERT						FRA		Team Lompech							
1	11:16.728	126.8	37.729	91.7	39.526	154.7	12:33.983	12	2:11.894	138.2	32.019	110.0	33.752	170.2	3:17.665
2	45.233	132.9	37.677	95.4	45.839		2:08.749 Pit	13	35.938	141.0	31.227	116.5	32.794	172.1	1:39.959
3	8:24.610	136.2	34.543	102.0	36.431	166.1	9:35.584	14	35.388	142.5	30.936	117.4	32.235	172.9	1:38.559
4	40.079	138.9	34.423	103.7	35.423	166.6	1:49.925	15	36.021	141.9	30.956	120.7	32.337	171.3	1:39.314
5	41.042	139.9	33.654	107.2	35.062	168.7	1:49.758	16	34.918	142.3	31.104	118.8	32.214	173.2	1:38.236
6	37.966	139.6	32.974	112.6	34.629	168.9	1:45.569	17	34.947	143.4	32.211	106.5	33.468	173.5	1:40.626
7	37.346	141.6	32.161	113.5	34.699	170.5	1:44.206	18	35.387	141.6	30.760	123.0	31.901	175.7	1:38.048
8	37.628	140.3	31.902	112.7	34.292	160.6	1:43.822	19	34.510	141.9	30.714	122.1	31.855	175.1	1:37.079
9	37.210	142.5	32.001	113.1	33.597	170.5	1:42.808	20	35.723	141.2	30.574	123.0	31.352	175.7	1:37.649
10	36.959	142.1	32.863	97.6	34.342	171.0	1:44.164	21	34.378	142.1	31.148	116.0	31.982	174.8	1:37.508
11	36.309	141.9	31.394	116.5	45.952		1:53.655 Pit								

10 MARTIN						FRA		Lompech							
1	11:37.836	112.3	42.484	84.6	45.176	154.3	13:05.496	13	38.929	137.7	33.315	102.6	35.143	167.4	1:47.387
2	1:12.151	120.3	38.312	90.0	41.167	156.1	2:31.630	14	39.445	138.7	33.130	106.4	50.126		2:02.701 Pit
3	46.027	129.0	36.772	97.3	39.704	159.4	2:02.503	15	2:31.450	136.7	33.464	107.3	34.732	168.9	3:39.646
4	43.117	131.6	36.071	93.2	39.083	159.7	1:58.271	16	37.666	137.9	32.659	113.9	34.079	169.5	1:44.404
5	41.720	133.7	35.534	93.9	38.160	159.0	1:55.414	17	37.813	139.2	33.199	110.6	33.820	169.5	1:44.832
6	42.840	135.2	34.802	99.1	37.055	161.5	1:54.697	18	37.609	136.8	32.639	112.7	33.601	168.2	1:43.849
7	42.129	134.3	35.405	100.3	37.159	163.0	1:54.693	19	36.541	138.4	32.120	114.8	33.403	168.4	1:42.064
8	42.731	134.7	34.998	99.5	36.705	162.7	1:54.434	20	36.189	139.2	32.955	108.3	33.550	169.5	1:42.694
9	43.478	136.2	34.443	100.9	36.995	162.2	1:54.916	21	37.131	139.2	32.034	117.8	34.430	143.1	1:43.595
10	40.714	136.8	33.607	103.5	36.347	164.7	1:50.668	22	43.069	137.2	32.281	115.5	33.299	168.2	1:48.649
11	39.647	136.8	33.792	105.9	35.815	164.7	1:49.254	23	40.385	136.2	32.615	114.1	33.315	167.7	1:46.315
12	38.941	136.8	33.891	103.5	35.811	164.4	1:48.643								



Weather/Track: Sun/Dry

Circuit Length - 3.636 kilometres
Circuit Paul Armagnac
Nogaro, France

Printed at 10:24, Friday, 03 October, 2008

© MST Systems Ltd, 2005 (www.mstworld.com)

Page 2

THP Spider Cup

Free Practice - Sector Analysis Report

Lap S1 Time S1 Spd S2 Time S2 Spd S3 Time S3 Spd Lap Time Pit Lap S1 Time S1 Spd S2 Time S2 Spd S3 Time S3 Spd Lap Time Pit

12 ALBOUY					FRA		GPA Racing								
1	11:41.461	116.5	40.793	89.1	40.678	156.7	13:02.932	13	37.779	141.9	32.030	111.8	35.800	169.2	1:45.609
2	43.303	130.9	37.554	91.2	38.862	159.2	1:59.719	14	38.733	126.7	33.835	112.6	33.815	169.7	1:46.383
3	42.814	133.5	35.059	98.5	37.845	161.3	1:55.718	15	38.086	142.3	33.370	110.9	34.319	171.6	1:45.775
4	41.299	136.5	34.469	100.2	38.929	160.4	1:54.697	16	37.107	143.0	32.079	112.5	33.637	171.0	1:42.823
5	42.881	134.7	36.495	96.4	37.529	158.1	1:56.905	17	36.532	141.2	31.527	115.1	33.320	170.5	1:41.379
6	40.726	137.7	34.377	98.1	37.955	159.7	1:53.058	18	36.926	141.9	31.362	117.1	33.373	172.9	1:41.661
7	40.207	136.7	33.785	101.6	36.333	161.8	1:50.325	19	37.493	142.3	31.108	114.5	32.868	173.7	1:41.469
8	39.559	139.2	33.326	107.4	35.709	163.7	1:48.594	20	37.313	142.5	31.046	118.3	33.096	169.7	1:41.455
9	39.389	139.2	33.125	106.9	35.240	163.9	1:47.754	21	36.529	138.4	33.262	116.5	33.963	158.3	1:43.754
10	38.271	139.4	33.280	105.6	36.903	162.0	1:48.454	22	41.630	142.5	30.838	118.5	33.865	162.7	1:46.333
11	38.991	138.0	33.911	100.6	47.441		2:00.343 Pit	23	38.677	133.1	33.492	110.7	35.009	158.1	1:47.178
12	4:11.742	140.1	32.472	109.2	34.882	167.7	5:19.096								

15 POUGET					FRA		GPA Racing								
1	15:18.400	113.7	39.830	89.1	41.034	152.0	16:39.264	13	38.411	139.6	32.425	108.1	36.507	167.4	1:47.343
2	46.632	125.1	37.216	95.2	39.013	161.5	2:02.861	14	37.978	139.9	32.055	111.3	34.747	169.5	1:44.780
3	42.619	131.6	36.434	96.9	38.192	162.5	1:57.245	15	39.513	136.5	32.593	108.3	35.244	170.8	1:47.350
4	41.874	135.0	34.546	98.7	38.303	163.0	1:54.723	16	37.378	140.5	33.078	113.3	34.646	171.6	1:45.102
5	40.855	135.7	35.699	98.8	37.124	163.4	1:53.678	17	36.783	141.9	31.478	115.4	33.048	171.0	1:41.309
6	40.819	135.7	33.722	103.8	36.182	164.7	1:50.723	18	36.619	140.5	31.808	115.2	32.882	173.5	1:41.309
7	41.346	138.0	33.423	103.2	37.721	163.4	1:52.490	19	37.358	143.2	31.199	118.1	32.468	175.1	1:41.025
8	39.240	139.4	32.997	104.8	35.976	166.9	1:48.213	20	37.098	143.8	31.083	116.8	32.728	173.7	1:40.909
9	42.590	135.7	33.314	105.6	36.541	164.4	1:52.445	21	36.491	142.3	31.609	116.3	32.139	176.5	1:40.239
10	39.544	139.4	33.695	104.5	35.982	167.4	1:49.221	22	35.564	143.6	30.806	121.1	32.149	175.1	1:38.519
11	39.741	137.7	33.408	106.6	35.158	169.2	1:48.307	23	35.803	143.0	30.909	118.1	32.014	177.3	1:38.726
12	38.895	141.7	32.693	110.7	34.561	170.0	1:46.149								

16 QUINIOU					FRA		JSB								
1					151.3		13:05.072	10	2:42.270	108.8	40.408	85.6	41.763	159.0	4:04.441
2			1:24.919		154.3		2:04.769	11	41.176	136.7	35.025	98.4	37.065	163.2	1:53.266
3	44.779	122.9	37.959	93.5	39.086	156.7	2:01.824	12	39.840	136.8	36.602	105.4	36.277	165.2	1:52.719
4	43.821	126.5	38.143	89.7	46.570		2:08.534 Pit	13	39.880	137.7	33.926	107.0	36.645	165.6	1:50.451
5	1:56.393	120.3	38.507	93.1	48.933		3:23.833 Pit	14	39.211	136.8	33.899	103.6	35.715	168.2	1:48.825
6	9:11.217	121.5	37.897	96.6	38.449	165.6	10:27.563	15	39.298	140.3	33.572	106.0	35.497	167.7	1:48.367
7	43.438	129.5	36.152	94.2	37.463	140.2	1:57.053	16	39.944	139.2	33.647	106.6	35.979	165.6	1:49.570
8	43.233	134.2	38.857	99.7	38.952	163.9	2:01.042	17	39.413	138.2	33.415	105.2	35.955	170.8	1:48.783
9	40.922	137.2	34.789	100.6	38.758	165.4	1:54.469								

17 BELTOISE					FRA		Team Lompech								
1	27:32.807	115.1	40.802	83.7	40.419	155.6	28:54.028	8	36.066	139.8	31.968	112.5	32.742	171.8	1:40.776
2	43.043	130.5	35.833	96.9	37.617	157.8	1:56.493	9	35.450	140.8	31.448	113.8	32.500	172.1	1:39.398
3	40.634	136.0	34.331	99.7	50.317		2:05.282 Pit	10	35.915	141.0	31.478	113.4	32.452	172.4	1:39.845
4	2:26.598	137.3	41.163		53.324		4:01.085 Pit	11	36.313	141.6	31.537	113.6	32.398	172.4	1:40.248
5	4:32.210	135.3	34.062	109.2	36.027	164.2	5:42.299	12	35.694	140.8	33.046	102.4	43.534		1:52.274 Pit
6	37.980	138.5	32.397	107.6	34.053	168.2	1:44.430								
7	36.853	140.5	31.913	110.8	33.159	168.9	1:41.925								



Circuit Length - 3.636 kilometres
Circuit Paul Armagnac
Nogaro, France

Weather/Track: Sun/Dry

Printed at 10:24, Friday, 03 October, 2008

© MST Systems Ltd, 2005 (www.mstworld.com)

Page 3

THP Spider Cup

Free Practice - Sector Analysis Report

Lap S1 Time S1 Spd S2 Time S2 Spd S3 Time S3 Spd Lap Time Pit Lap S1 Time S1 Spd S2 Time S2 Spd S3 Time S3 Spd Lap Time Pit

18 SCIABBARRASI

FRA

Sciabbarrasi Competition

1	11:02.725	107.1	46.457		43.067	147.3	12:32.249	6	3:09.811	105.2	39.975	86.9	43.850	124.4	4:33.636
2	45.957	119.0	38.140	96.0	41.821	149.9	2:05.918	7	48.103	102.1	40.202	87.0	53.150		2:21.455 Pit
3	46.904	119.0	37.942	91.7	40.395	147.7	2:05.241	8	2:51.630	106.8	41.693	88.2	50.247		4:23.570 Pit
4	45.280	118.7	37.532	92.0	40.187	146.9	2:02.999	9	12:11.741	111.4	39.328	90.8	47.161		13:38.230 Pit
5	47.887	113.4	39.448	87.7	53.301		2:20.636 Pit								

19 CHAUDOIN

FRA

RBA Sport

1	11:40.190	107.1	42.708	85.3	43.367	149.9	13:06.265	10	43.695	129.6	3:56.474		56.568		5:36.737 Pit
2	46.384	125.9	38.638	81.6	40.945	150.3	2:05.967	11	2:28.065	127.8	35.553	95.6	37.805	158.1	3:41.423
3	44.828	126.5	37.400	87.1	39.602	153.7	2:01.830	12	42.592	133.1	35.189	97.0	37.138	159.0	1:54.919
4	42.664	130.4	37.531	90.2	40.604	149.1	2:00.799	13	40.486	133.7	35.226	97.8	35.792	162.2	1:51.504
5	43.308	130.1	36.672	86.4	40.771	151.1	2:00.751	14	39.663	136.2	33.667	103.6	35.224	163.2	1:48.554
6	42.948	126.2	36.032	90.8	39.995	149.7	1:58.975	15	38.622	135.8	33.374	104.7	46.794		1:58.790 Pit
7	42.083	131.9	35.147	93.7	37.357	155.8	1:54.587	16	5:13.072	131.0	35.427	96.6	36.007	160.1	6:24.506
8	41.485	132.6	34.764	94.9	48.483		2:04.732 Pit	17	38.652	137.0	32.826	105.6	34.617	148.5	1:46.095
9	2:59.051	129.3	35.469	97.7	37.591	158.3	4:12.111								

20 MIGINAC

FRA

Team Lompech

1	11:20.963	101.9	42.708	77.1	43.225	153.5	12:46.896	10	41.616	132.1	34.777	99.2	41.382	164.2	1:57.775
2	45.047	117.6	37.602	87.1	49.950		2:12.599 Pit	11	42.032	130.2	34.489	100.8	36.206	165.4	1:52.727
3	3:58.551	120.7	37.341	92.1	39.981	153.9	5:15.873	12	40.066	134.7	33.847	104.7	38.804	165.6	1:52.717
4	43.610	122.7	37.695	83.8	40.037	158.1	2:01.342	13	38.855	137.2	33.417	102.6	35.885	165.4	1:48.157
5	43.064	123.1	37.556	88.1	50.879		2:11.499 Pit	14	39.544	138.5	32.959	103.8	35.495	166.4	1:47.998
6	6:27.324	126.2	36.559	93.9	38.765	157.4	7:42.648	15	44.003	129.8	33.992	100.4	35.518	162.2	1:53.513
7	41.717	126.4	36.558	90.8	40.279	154.1	1:58.554	16	40.511	134.0	33.833	103.7	35.579	163.4	1:49.923
8	43.676	127.5	37.689	92.6	47.060		2:08.425 Pit	17	39.521	134.7	33.577	105.0	50.838		2:03.936 Pit
9	3:07.396	126.1	37.432	88.1	39.946	161.8	4:24.774								

22 BRY

FRA

RBA Sport

1	11:11.113	114.3	39.645		41.950	156.1	12:32.708	12	40.084	137.9	35.563	105.4	35.853	164.2	1:51.500
2	47.350	116.0	38.314	98.3	40.332	155.8	2:05.996	13	39.736	135.8	34.292	104.6	35.585	165.6	1:49.613
3	47.208	115.0	38.043	92.2	39.802	157.8	2:05.053	14	39.132	139.2	33.628	106.3	35.103	164.2	1:47.863
4	45.401	118.8	39.471	92.8	38.928	159.0	2:03.800	15	38.954	137.7	33.850	106.5	35.214	165.4	1:48.018
5	44.668	122.1	36.554	99.2	48.416		2:09.638 Pit	16	42.372	137.3	33.658	106.4	34.837	164.4	1:50.867
6	1:59.499	125.9	36.050	101.4	38.443	159.7	3:13.992	17	40.854	139.6	33.047	109.0	34.432	167.4	1:48.333
7	41.926	127.4	36.505	98.0	37.351	160.4	1:55.782	18	37.913	140.5	33.400	100.7	37.282	165.6	1:48.595
8	43.478	130.5	34.553	102.2	36.583	160.4	1:54.614	19	38.256	140.8	32.759	110.6	34.564	166.4	1:45.579
9	40.595	133.1	34.893	103.2	36.429	162.0	1:51.917	20	37.512	141.6	32.535	111.6	34.233	167.7	1:44.280
10	40.185	136.5	34.844	106.0	36.294	161.5	1:51.323	21	37.498	141.0	33.694	107.5	33.831	169.5	1:45.023
11	43.150	135.0	35.006	95.0	36.966	164.7	1:55.122								



Circuit Length - 3.636 kilometres
Circuit Paul Armagnac
Nogaro, France

Weather/Track: Sun/Dry

Printed at 10:24, Friday, 03 October, 2008

© MST Systems Ltd, 2005 (www.mstworld.com)

Page 4

THP Spider Cup

Free Practice - Sector Analysis Report

Lap S1 Time S1 Spd S2 Time S2 Spd S3 Time S3 Spd Lap Time Pit Lap S1 Time S1 Spd S2 Time S2 Spd S3 Time S3 Spd Lap Time Pit

29 RAMBURE						FRA		Pour Briche							
1	11:08.551	123.4	39.513	92.9	39.873	154.1	12:27.937	14	37.003	140.8	32.587	113.1	33.260	170.2	1:42.850
2	43.633	136.2	35.267	94.4	47.624		2:06.524 Pit	15	36.943	139.8	32.091	115.4	32.985	171.0	1:42.019
3	2:02.230	135.8	35.749	101.7	37.295	159.4	3:15.274	16	36.948	141.6	32.071	117.9	33.157	170.0	1:42.176
4	41.375	139.1	33.953	99.0	36.987	155.8	1:52.315	17	40.164	142.1	31.910	115.7	33.279	171.3	1:45.353
5	41.293	137.7	33.806	99.3	36.442	156.9	1:51.541	18	36.602	141.9	32.809	116.4	32.519	171.8	1:41.930
6	41.514	138.7	33.684	100.1	36.008	161.1	1:51.206	19	36.949	139.6	31.641	121.0	32.455	172.9	1:41.045
7	39.876	138.2	34.176	104.7	35.077	165.6	1:49.129	20	35.708	141.0	31.844	119.8	1:36.146		2:43.698
8	39.183	139.4	33.436	109.8	36.234	154.3	1:48.853	21	40.207	139.9	31.995	121.0	32.832	173.5	1:45.034
9	40.004	141.0	32.605	107.8	34.983	167.9	1:47.592	22	36.960	141.4	31.947	121.7	32.479	174.0	1:41.386
10	38.619	140.5	32.519	114.7	34.463	167.7	1:45.601	23	36.566	139.8	31.277	120.1	32.189	173.5	1:40.032
11	38.733	139.8	32.215	114.9	33.826	155.6	1:44.774	24	35.639	141.7	31.383	123.7	32.249	175.1	1:39.271
12	38.376	139.4	32.774	110.4	35.707	154.1	1:46.857								
13	37.900	141.4	32.020	116.4	33.508	170.2	1:43.428								

38 CASTELLI				FRA		Garage Castelli			
1				18:09.360	10				1:44.399
2				1:58.734	11				1:46.868
3				2:04.195 Pit	12				1:44.615
4				3:15.748	13				1:48.755 Pit
5				4:20.019	14				2:34.879
6				1:52.058	15				1:44.589
7				1:49.627	16				1:41.193
8				1:56.118 Pit					
9				7:26.977					

51 MOULTON						GBR		Southgate Motorsport							
1	11:04.426	120.9	41.237	85.0	42.058	153.0	12:27.721	14	38.536	140.5	32.477	105.4	34.440	168.4	1:45.453
2	46.393	109.7	37.549	90.8	39.779	156.1	2:03.721	15	38.348	140.5	32.098	108.0	34.065	168.4	1:44.511
3	44.509	125.8	37.033	90.0	39.679	158.1	2:01.221	16	37.577	141.6	31.845	107.5	35.068	169.7	1:44.490
4	43.312	130.2	35.819	90.0	38.670	160.1	1:57.801	17	37.793	140.7	33.127	105.3	33.851	170.0	1:44.771
5	42.771	134.7	35.576	90.3	38.134	161.3	1:56.481	18	37.275	141.4	31.691	112.8	33.454	169.5	1:42.420
6	42.200	135.2	35.204	95.2	37.929	161.1	1:55.333	19	36.987	141.4	31.648	115.1	33.026	171.3	1:41.661
7	42.279	135.2	34.540	100.5	37.737	161.8	1:54.556	20	37.043	142.8	31.650	113.8	32.355	174.3	1:41.048
8	41.331	134.8	35.609	98.8	37.459	159.2	1:54.399	21	36.378	140.7	31.783	115.7	32.650	174.5	1:40.811
9	41.740	136.5	35.108	96.2	36.363	160.1	1:53.211	22	36.097	142.1	31.413	116.2	33.005	172.4	1:40.515
10	40.279	136.3	35.507	87.9	38.593	162.2	1:54.379	23	36.388	141.9	31.254	117.0	32.173	174.3	1:39.815
11	41.251	136.5	34.418	96.0	46.462		2:02.131 Pit	24	36.021	142.8	31.216	119.0	31.924	174.5	1:39.161
12	2:51.075	135.7	34.500	98.3	36.413	166.1	4:01.988								
13	40.480	138.5	33.422	104.6	35.010	167.7	1:48.912								



Weather/Track: Sun/Dry

Circuit Length - 3.636 kilometres
Circuit Paul Armagnac
Nogaro, France

Printed at 10:24, Friday, 03 October, 2008

© MST Systems Ltd, 2005 (www.mstworld.com)

Page 5

THP Spider Cup

Free Practice - Sector Analysis Report

Lap S1 Time S1 Spd S2 Time S2 Spd S3 Time S3 Spd Lap Time Pit Lap S1 Time S1 Spd S2 Time S2 Spd S3 Time S3 Spd Lap Time Pit

92 EBONG							FRA		Seven Racing							
1	15:12.102	107.4	42.185	77.9	44.252	145.9	16:38.539		11	42.163	133.4	36.202	86.6	38.531	159.7	1:56.896
2	49.834	117.3	41.010	78.6	44.410	142.4	2:15.254		12	42.045	134.5	35.669	98.8	37.501	161.1	1:55.215
3	46.853	118.5	40.378	75.0	42.961	150.5	2:10.192		13	40.934	136.2	35.008	98.7	38.424	162.5	1:54.366
4	47.786	118.2	39.474	76.3	43.742	127.0	2:11.002		14	41.059	135.7	35.924	91.8	37.536	159.9	1:54.519
5	45.743	124.4	38.958	84.0	41.417	153.7	2:06.118		15	40.811	136.7	35.574	93.5	37.448	160.4	1:53.833
6	45.898	126.1	38.380	81.4	49.396		2:13.674 Pit		16	41.764	137.5	35.633	99.5	37.578	159.4	1:54.975
7	3:10.877	123.8	38.681	86.0	40.819	157.8	4:30.377		17	41.042	136.3	34.802	98.9	36.873	160.4	1:52.717
8	44.389	124.1	38.225	82.3	40.780	156.3	2:03.394		18	41.192	136.7	34.633	95.2	36.994	162.2	1:52.819
9	43.177	129.5	37.227	93.2	38.874	158.3	1:59.278		19	40.822	137.2	34.918	98.0	35.785	162.7	1:51.525
10	42.789	129.3	35.509	93.1	38.720	158.3	1:57.018									



Weather/Track: Sun/Dry

Printed at 10:24, Friday, 03 October, 2008

© MST Systems Ltd, 2005 (www.mstworld.com)



Circuit Length - 3.636 kilometres
Circuit Paul Armagnac
Nogaro, France

THP Spider Cup

Free Practice - Best Sector Speeds Report

SECTOR 1				SECTOR 2				SECTOR 3				
POS	NO	NAME	SPEED	LAP	NO	NAME	SPEED	LAP	NO	NAME	SPEED	LAP
1	15	POUGET	143.8	20	29	RAMBURE	123.7	24	15	POUGET	177.3	23
2	8	GUILVERT	143.4	17	2	BRICHE	123.0	20	2	BRICHE	175.7	19
3	2	BRICHE	143.2	20	8	GUILVERT	123.0	18	8	GUILVERT	175.7	18
4	12	ALBOUY	143.0	16	15	POUGET	121.1	22	29	RAMBURE	175.1	24
5	51	MOULTON	142.8	20	51	MOULTON	119.0	24	51	MOULTON	174.5	21
6	4	FREYMUTH	142.1	17	12	ALBOUY	118.5	22	12	ALBOUY	173.7	19
7	29	RAMBURE	142.1	17	10	MARTIN	117.8	21	4	FREYMUTH	173.2	18
8	17	BELTOISE	141.6	11	4	FREYMUTH	115.1	20	17	BELTOISE	172.4	10
9	22	BRY	141.6	20	17	BELTOISE	113.8	9	16	QUINIOU	170.8	17
10	3	BROGGI	140.3	20	6	FILLATRE	112.1	10	10	MARTIN	169.5	16
11	16	QUINIOU	140.3	15	22	BRY	111.6	20	22	BRY	169.5	21
12	6	FILLATRE	139.6	14	3	BROGGI	111.1	21	3	BROGGI	168.4	21
13	10	MARTIN	139.2	17	16	QUINIOU	107.0	13	6	FILLATRE	167.4	14
14	20	MIGINAC	138.5	14	19	CHAUDOIN	105.6	17	20	MIGINAC	166.4	14
15	92	EBONG	137.5	16	20	MIGINAC	105.0	17	19	CHAUDOIN	163.2	14
16	19	CHAUDOIN	137.0	17	92	EBONG	99.5	16	92	EBONG	162.7	19
17	18	SCIABBARRA	119.0	2	18	SCIABBARRA	96.0	2	18	SCIABBARRA	149.9	2



Weather/Track: Sun/Dry



Circuit Length - 3.636 kilometres
Circuit Paul Armagnac
Nogaro, France

THP Spider Cup

Free Practice - Best Sector Times Report

POS	NO	SECTOR 1		SECTOR 2		SECTOR 3		IDEAL/BEST LAP COMPARISON							
		TIME	LAP	NO	TIME	LAP	NO	TIME	LAP	NO	NAME	IDEAL	BEST	LAP	DIFF
1	8	34.378	21	8	30.574	20	8	31.352	20	8	GUILVERT	1:36.304	1:37.079	19	+ 0.775
2	2	34.949	20	2	30.796	20	2	31.870	19	2	BRICHE	1:37.615	1:38.279	20	+ 0.664
3	17	35.450	9	15	30.806	22	51	31.924	24	15	POUGET	1:38.384	1:38.519	22	+ 0.135
4	15	35.564	22	12	30.838	22	15	32.014	23	29	RAMBURE	1:39.105	1:39.271	24	+ 0.166
5	29	35.639	24	51	31.216	24	29	32.189	23	51	MOULTON	1:39.161	1:39.161	24	+ 0.000
6	51	36.021	24	29	31.277	23	17	32.398	11	17	BELTOISE	1:39.296	1:39.398	9	+ 0.102
7	10	36.189	20	17	31.448	9	12	32.868	19	12	ALBOUY	1:40.235	1:41.379	17	+ 1.144
8	12	36.529	21	4	31.762	21	10	33.299	22	10	MARTIN	1:41.522	1:42.064	19	+ 0.542
9	22	37.498	21	10	32.034	21	4	33.490	21	4	FREYMUTH	1:42.817	1:43.497	19	+ 0.680
10	4	37.565	19	22	32.535	20	22	33.831	21	22	BRY	1:43.864	1:44.280	20	+ 0.416
11	3	37.931	21	6	32.679	13	3	34.315	21	3	BROGGI	1:45.006	1:45.038	21	+ 0.032
12	6	38.289	15	3	32.760	20	19	34.617	17	19	CHAUDOIN	1:46.065	1:46.095	17	+ 0.030
13	19	38.622	15	19	32.826	17	20	35.495	14	6	FILLATRE	1:46.782	1:47.608	13	+ 0.826
14	20	38.855	13	20	32.959	14	16	35.497	15	20	MIGINAC	1:47.309	1:47.998	14	+ 0.689
15	16	39.211	14	16	33.415	17	92	35.785	19	16	QUINIOU	1:48.123	1:48.367	15	+ 0.244
16	92	40.811	15	92	34.633	18	6	35.814	13	92	EBONG	1:51.229	1:51.525	19	+ 0.296
17	18	45.280	4	18	37.532	4	18	40.187	4	18	SCIABBARR	2:02.999	2:02.999	4	+ 0.000

'Perfect Lap' - 1:36.304



Weather/Track: Sun/Dry



Circuit Length - 3.636 kilometres
Circuit Paul Armagnac
Nogaro, France

THP Spider Cup QUALIFYING 1

POS	NO	CL	DRIVER	NAT	CAR	TIME	LAPS	GAP	KPH
1	29		Alexandre RAMBURE	FRA	Pour Briche	1:35.284	12		137.37
2	2		Julien BRICHE	FRA	JSB	1:35.303	11	0.019	137.34
3	17		Julien BELTOISE	FRA	Team Lompech	1:35.335	12	0.051	137.30
4	38		Gael CASTELLI	FRA	Garage Castelli	1:35.799	13	0.515	136.63
5	15		David POUGET	FRA	GPA Racing	1:35.940	12	0.656	136.43
6	51		Simon MOULTON	GBR	Southgate Motorsport	1:36.064	12	0.780	136.25
7	12		Alexandre ALBOUY	FRA	GPA Racing	1:36.365	11	1.081	135.83
8	18		Marcel SCIABBARRASI	FRA	Sciabbarrasi Competition	1:36.893	13	1.609	135.09
9	6		Thomas FILLATRE	FRA	Team Fillatre	1:37.474	8	2.190	134.28
10	4		Oliver FREYMUTH	GER	AKF Motorsport	1:37.929	12	2.645	133.66
11	22		Frederic BRY	FRA	RBA Sport	1:38.035	12	2.751	133.52
12	16		Corentine QUINIOU	FRA	JSB	1:38.483	12	3.199	132.91
13	10		Olivier MARTIN	FRA	Lompech	1:38.737	12	3.453	132.57
14	20		Jean Charles MIGINAC	FRA	Team Lompech	1:39.290	12	4.006	131.83
15	19		Patrice CHAUDOIN	FRA	RBA Sport	1:40.207	12	4.923	130.62
16	11		Pierre GARY	GBR	Peugeot Sport	1:40.672	12	5.388	130.02
17	92		Christian EBONG	FRA	Seven Racing	1:41.394	11	6.110	129.09
18	3		Marlene BROGGI	FRA	JSB	1:42.495	7	7.211	127.71

Car 8 completed 3 pit laps
Weather/Track: Cloud/Dry

Nogaro
Circuit Length = 3.6360 km.
Start: 14:30 End: 14:50

Race Director:	Steward:	Timekeeper:
----------------	----------	-------------

THP Spider Cup

Qualifying 1 - Sector Analysis Report

Lap S1 Time S1 Spd S2 Time S2 Spd S3 Time S3 Spd Lap Time Pit Lap S1 Time S1 Spd S2 Time S2 Spd S3 Time S3 Spd Lap Time Pit

2 BRICHE						FRA			JSB						
1	10:42.384	134.5	33.210	113.3	33.635	174.5	11:49.229	7	33.908	146.6	30.282	124.6	31.113	178.8	1:35.303
2	36.810	144.1	31.139	119.0	32.127	176.2	1:40.076	8	34.074	144.9	30.350	120.3	31.401	175.4	1:35.825
3	34.894	143.2	41.883	121.7	33.155	179.1	1:49.932	9	34.472	141.9	30.789	120.3	31.283	176.2	1:36.544
4	34.700	143.8	30.941	125.3	31.596	176.8	1:37.237	10	34.429	141.7	30.592	122.2	31.233	177.1	1:36.254
5	34.439	143.8	30.602	124.1	31.488	175.9	1:36.529	11	34.279	143.2	30.494	122.6	37.387		1:42.160 Pit
6	34.440	142.1	30.504	123.2	31.182	176.8	1:36.126								

3 BROGGI						FRA			JSB						
1	11:00.514	133.9	35.928	103.8	36.203	161.8	12:12.645	5	36.488	137.5	32.550	115.4	34.167	167.2	1:43.205
2	39.010	139.1	34.081	106.0	34.400	164.9	1:47.491	6	36.174	139.9	32.117	113.5	34.204	159.9	1:42.495
3	37.946	138.4	32.662	111.9	33.806	166.1	1:44.414	7	36.816	129.0	33.756	115.4	39.890		1:50.462 Pit
4	37.075	137.0	32.605	114.3	33.991	169.5	1:43.671								

4 FREYMUTH						GER			AKF Motorsport						
1	11:13.297	105.4	41.453	104.9	35.333	166.1	12:30.083	8	35.475	141.2	31.031	119.8	32.031	173.2	1:38.537
2	37.752	141.2	32.048	107.7	33.373	170.0	1:43.173	9	35.418	142.1	30.865	118.3	31.646	173.5	1:37.929
3	36.518	141.2	31.697	116.9	32.708	171.0	1:40.923	10	35.251	142.5	30.987	117.1	31.855	174.5	1:38.093
4	35.914	142.3	31.314	120.3	32.420	171.6	1:39.648	11	34.774	143.0	30.886	122.6	32.441	168.4	1:38.101
5	35.424	144.5	32.661	103.6	32.866	170.8	1:40.951	12	35.525	141.0	30.989	122.5	31.775	174.0	1:38.289
6	36.554	141.0	31.683	119.6	32.224	174.3	1:40.461								
7	35.500	142.3	31.696	119.0	32.110	174.3	1:39.306								

6 FILLATRE						FRA			Team Fillatre						
1	18:25.302	139.1	32.859	110.7	34.577	170.8	19:32.738	6	35.183	141.6	31.042	118.4	32.699	172.4	1:38.924
2	36.172	141.4	31.641	119.6	33.205	172.4	1:41.018	7	35.115	141.9	30.741	121.4	31.831	176.2	1:37.687
3	37.068	141.2	31.039	118.8	32.606	171.0	1:40.713	8	34.800	140.7	30.708	124.3	31.966	176.2	1:37.474
4	35.247	143.2	31.307	118.9	33.231	172.4	1:39.785								
5	35.327	141.9	30.708	119.8	32.436	174.8	1:38.471								

8 GUILVERT						FRA			Team Lompech						
1	11:03.658	76.9	1:52.424	80.0	57.218		13:53.300 Pit	3	4:41.436	105.8	45.467	108.7	46.115		6:13.018 Pit
2	7:01.588	104.7	37.166	107.7	44.779		8:23.533 Pit								

10 MARTIN						FRA			Lompech						
1	10:58.247	138.4	33.885	107.0	35.298	170.8	12:07.430	8	35.278	140.1	31.512	118.4	32.846	173.5	1:39.636
2	36.488	140.1	32.752	110.4	33.010	171.8	1:42.250	9	35.173	141.0	31.360	117.6	32.204	172.9	1:38.737
3	35.743	142.3	31.876	115.9	32.467	171.8	1:40.086	10	35.365	140.8	31.292	115.8	32.633	174.8	1:39.290
4	35.601	141.4	31.757	114.8	32.846	172.6	1:40.204	11	35.306	140.8	31.296	116.5	33.740	175.4	1:40.342
5	36.075	127.2	39.938	113.4	32.677	173.2	1:48.690	12	35.328	140.8	31.353	111.9	32.639	172.1	1:39.320
6	35.385	140.3	31.354	116.8	32.224	173.2	1:38.963								
7	35.207	141.6	31.348	115.8	32.309	173.2	1:38.864								



Weather/Track: Cloud/Dry

Circuit Length - 3.636 kilometres
Circuit Paul Armagnac
Nogaro, France

Printed at 14:58, Friday, 03 October, 2008

© MST Systems Ltd, 2005 (www.mstworld.com)

Page 1

THP Spider Cup

Qualifying 1 - Sector Analysis Report

Lap S1 Time S1 Spd S2 Time S2 Spd S3 Time S3 Spd Lap Time Pit Lap S1 Time S1 Spd S2 Time S2 Spd S3 Time S3 Spd Lap Time Pit

11 GARY				GBR Peugeot Sport						
1				163.2	12:18.756	8	36.322 141.6	32.026 109.7	33.163 170.8	1:41.511
2		1:13.119 104.9		167.9	1:47.883	9	36.450 141.2	31.748 112.8	32.971 171.3	1:41.169
3	37.798 137.7	32.853 109.6		34.576 167.7	1:45.227	10	36.376 140.3	31.940 108.3	33.043 168.4	1:41.359
4	38.767 139.8	32.468 109.1		34.121 167.9	1:45.356	11	36.493 140.8	31.668 108.6	32.579 172.9	1:40.740
5	37.310 138.5	32.589 104.4		33.977 167.4	1:43.876	12	36.238 140.5	31.842 111.6	32.592 172.6	1:40.672
6	37.318 138.9	32.445 106.6		33.714 167.2	1:43.477					
7	37.225 138.9	32.334 104.7		33.325 169.5	1:42.884					

12 ALBOUY				FRA GPA Racing						
1	11:15.952 92.7	44.382 91.0		38.197 169.7	12:38.531	7	34.688 143.0	30.656 121.8	31.211 177.3	1:36.555
2	36.406 141.2	31.548 116.9		32.848 173.5	1:40.802	8	34.325 143.8	30.397 123.7	31.670 175.7	1:36.392
3	35.794 141.2	31.207 119.6		32.392 173.2	1:39.393	9	34.581 142.5	30.656 124.1	31.526 175.9	1:36.763
4	34.984 142.5	30.856 120.1		32.813 170.0	1:38.653	10	34.356 142.8	30.552 122.1	31.457 173.7	1:36.365
5	35.004 142.1	30.866 119.3		31.936 177.9	1:37.806	11	35.189 141.4	31.093 116.9	41.747	1:48.029 Pit
6	36.377 142.8	30.900 123.3		31.560 177.1	1:38.837					

15 POUGET				FRA GPA Racing						
1	11:20.783 78.9	1:04.386		37.410 170.8	13:02.579	8	35.656 142.1	41.623 99.2	37.087 177.1	1:54.366
2	36.083 143.0	31.138 116.6		32.403 173.7	1:39.624	9	34.520 142.8	30.527 122.5	31.198 177.3	1:36.245
3	35.375 142.3	31.121 114.2		32.370 172.9	1:38.866	10	34.295 142.1	30.499 123.3	31.146 178.8	1:35.940
4	35.189 141.4	30.834 119.6		31.662 177.6	1:37.685	11	36.360 143.9	30.874 122.5	31.433 178.8	1:38.667
5	36.072 140.3	31.073 118.5		31.690 175.9	1:38.835	12	34.425 143.0	30.363 123.7	31.163 178.2	1:35.951
6	34.757 142.5	30.646 121.4		31.411 178.8	1:36.814					
7	35.727 143.6	30.495 122.9		31.242 178.2	1:37.464					

16 QUINIOU				FRA JSB						
1	10:47.749 132.3	35.883 112.9		34.839 169.2	11:58.471	8	36.231 138.4	31.502 116.6	33.114 171.3	1:40.847
2	38.183 135.0	32.643 112.7		34.154 171.6	1:44.980	9	35.966 142.3	31.249 119.3	32.356 169.2	1:39.571
3	36.932 138.4	32.281 114.9		33.949 170.5	1:43.162	10	35.648 143.2	30.956 119.7	31.983 173.7	1:38.587
4	37.249 139.6	31.577 117.1		33.124 172.4	1:41.950	11	35.174 142.5	31.152 120.6	32.496 171.0	1:38.822
5	36.252 140.8	31.896 117.8		32.865 170.8	1:41.013	12	35.307 141.0	30.992 117.9	32.184 172.1	1:38.483
6	35.945 142.1	31.243 118.5		33.473 170.2	1:40.661					
7	36.880 141.9	31.311 117.4		33.399 164.9	1:41.590					

17 BELTOISE				FRA Team Lompech						
1	10:41.847 138.4	32.530 115.3		33.389 172.9	11:47.766	8	35.511 141.2	31.184 109.0	32.007 176.8	1:38.702
2	35.628 142.6	30.950 117.3		31.637 177.3	1:38.215	9	34.072 143.2	30.381 120.9	31.065 177.6	1:35.518
3	34.543 142.1	30.726 116.9		31.399 176.8	1:36.668	10	33.998 142.3	30.296 120.3	31.041 177.6	1:35.335
4	34.274 142.8	30.589 118.7		31.288 177.1	1:36.151	11	34.196 141.0	30.356 120.7	31.165 177.3	1:35.717
5	34.019 142.8	30.443 121.4		30.969 177.3	1:35.431	12	37.984 135.0	31.344 106.0	41.352	1:50.680 Pit
6	33.930 143.9	30.389 121.9		38.834 176.5	1:43.153					
7	36.156 141.9	31.066 109.1		31.841 177.1	1:39.063					



Weather/Track: Cloud/Dry

Circuit Length - 3.636 kilometres
Circuit Paul Armagnac
Nogaro, France

Printed at 14:58, Friday, 03 October, 2008

© MST Systems Ltd, 2005 (www.mstworld.com)

Page 2

THP Spider Cup

Qualifying 1 - Sector Analysis Report

Lap S1 Time S1 Spd S2 Time S2 Spd S3 Time S3 Spd Lap Time Pit Lap S1 Time S1 Spd S2 Time S2 Spd S3 Time S3 Spd Lap Time Pit

18 SCIABBARRASI

FRA

Sciabbarrasi Competition

1	10:40.333	134.5	33.043	114.2	35.306	169.2	11:48.682	8	34.791	142.8	30.598	118.5	31.766	177.1	1:37.155
2	37.499	138.4	32.072	121.4	32.737	174.3	1:42.308	9	34.527	141.7	30.457	120.5	31.960	176.5	1:36.944
3	35.438	143.6	30.827	118.9	32.291	175.7	1:38.556	10	34.974	142.8	30.488	121.1	31.758	177.1	1:37.220
4	35.297	143.0	30.997	122.8	31.932	177.6	1:38.226	11	34.739	145.1	30.374	119.7	31.780	177.1	1:36.893
5	34.981	143.4	30.851	120.3	32.035	173.7	1:37.867	12	34.720	143.2	30.467	117.6	31.713	178.2	1:36.900
6	34.792	144.9	30.373	122.9	31.932	175.7	1:37.097	13	34.819	142.6	30.387	119.3	31.856	178.2	1:37.062
7	34.910	144.3	30.557	120.6	31.714	177.3	1:37.181								

19 CHAUDOIN

FRA

RBA Sport

1	10:50.378	129.3	36.803	97.6	36.384	161.5	12:03.565	8	36.279	138.2	31.507	114.3	32.474	169.7	1:40.260
2	39.606	135.2	34.206	103.9	34.480	167.4	1:48.292	9	36.080	137.3	31.396	115.1	32.731	169.7	1:40.207
3	37.546	136.3	32.617	108.9	33.403	168.4	1:43.566	10	36.511	137.7	31.429	115.5	32.334	173.2	1:40.274
4	37.579	135.8	33.549	105.1	33.957	168.9	1:45.085	11	35.613	138.7	31.173	113.2	33.550	162.0	1:40.336
5	37.595	136.2	32.161	113.6	33.412	167.4	1:43.168	12	38.209	134.7	33.186	107.0	47.993		1:59.388 Pit
6	36.437	138.0	31.982	110.7	33.238	170.0	1:41.657								
7	37.169	138.9	31.506	115.3	32.687	171.6	1:41.362								

20 MIGINAC

FRA

Team Lompech

1	11:02.014	132.7	35.616	103.0	36.140	164.4	12:13.770	8	36.333	140.7	31.926	112.2	32.771	172.1	1:41.030
2	41.311	139.8	32.874	105.3	34.750	167.7	1:48.935	9	35.884	141.7	31.763	113.3	32.459	175.4	1:40.106
3	38.466	139.6	32.402	108.2	34.475	168.7	1:45.343	10	35.860	141.0	31.525	117.3	32.710	174.8	1:40.095
4	37.747	139.9	32.075	111.4	33.848	169.7	1:43.670	11	35.746	142.1	31.274	113.2	32.486	175.9	1:39.506
5	37.009	140.1	34.155	110.7	33.952	172.1	1:45.116	12	35.374	141.0	31.545	112.6	32.371	174.8	1:39.290
6	37.057	140.7	31.950	113.8	33.177	169.7	1:42.184								
7	36.631	140.3	31.727	116.5	32.892	172.9	1:41.250								

22 BRY

FRA

RBA Sport

1	11:03.890	110.1	37.082	99.5	36.512	163.4	12:17.484	8	35.779	141.7	31.104	113.4	32.266	174.8	1:39.149
2	40.328	139.1	33.261	105.1	34.662	167.7	1:48.251	9	35.278	143.8	30.846	117.6	31.911	174.5	1:38.035
3	38.019	141.4	32.737	108.2	33.707	170.8	1:44.463	10	35.830	142.1	31.273	116.4	32.129	174.5	1:39.232
4	36.893	141.7	32.165	109.6	33.044	173.7	1:42.102	11	35.630	142.3	30.901	114.8	32.078	176.2	1:38.609
5	36.709	140.1	32.645	105.0	32.890	171.8	1:42.244	12	38.187	135.3	34.387	101.7	46.879		1:59.453 Pit
6	38.001	142.6	31.267	114.1	32.750	174.0	1:42.018								
7	35.618	141.4	31.183	115.2	32.308	174.0	1:39.109								

29 RAMBURE

FRA

Pour Briche

1	11:04.117	113.7	35.121	105.2	35.267	166.9	12:14.505	8	34.453	143.6	30.371	122.4	31.068	177.1	1:35.892
2	38.659	138.5	32.125	111.2	33.469	168.9	1:44.253	9	34.073	142.6	30.196	123.0	31.015	176.8	1:35.284
3	36.087	141.2	31.248	116.8	32.472	175.1	1:39.807	10	34.515	142.5	30.758	117.8	32.217	178.2	1:37.490
4	35.863	135.7	31.618	113.4	32.357	174.0	1:39.838	11	35.024	137.2	33.273	112.6	32.040	178.2	1:40.337
5	35.303	138.4	30.786	119.0	31.375	177.1	1:37.464	12	34.266	143.2	30.267	125.0	31.269	176.5	1:35.802
6	34.350	143.8	30.327	122.1	31.367	176.2	1:36.044								
7	34.703	142.8	30.219	124.6	31.401	176.8	1:36.323								



Weather/Track: Cloud/Dry

Circuit Length - 3.636 kilometres
Circuit Paul Armagnac
Nogaro, France

Printed at 14:58, Friday, 03 October, 2008

© MST Systems Ltd, 2005 (www.mstworld.com)

Page 3

THP Spider Cup Qualifying 1 - Sector Analysis Report

Lap S1 Time S1 Spd S2 Time S2 Spd S3 Time S3 Spd Lap Time Pit Lap S1 Time S1 Spd S2 Time S2 Spd S3 Time S3 Spd Lap Time Pit

38 CASTELLI							FRA Garage Castelli								
1	10:47.262	134.0	33.502	111.0	33.978	170.5	11:54.742	8	34.393	143.2	30.467	127.0	31.279	175.9	1:36.139
2	37.543	139.2	31.944	117.4	32.897	173.2	1:42.384	9	34.371	139.9	30.720	124.3	31.138	176.2	1:36.229
3	35.955	141.4	31.429	123.0	32.133	174.8	1:39.517	10	34.261	143.0	30.359	127.7	31.179	178.2	1:35.799
4	35.658	142.5	31.052	122.6	31.890	174.3	1:38.600	11	34.356	143.0	30.502	126.7	31.117	177.9	1:35.975
5	35.296	137.2	31.859	119.6	31.705	176.5	1:38.860	12	34.296	142.8	30.467	126.1	31.181	177.3	1:35.944
6	34.942	143.4	30.668	124.6	31.722	174.0	1:37.332	13	34.363	143.0	30.601	125.0	31.126	177.9	1:36.090
7	34.517	143.9	30.513	127.7	31.381	178.2	1:36.411								

51 MOULTON							GBR Southgate Motorsport								
1	11:04.527	120.3	35.194	107.1	35.144	167.4	12:14.865	8	34.644	143.4	30.622	121.8	31.129	177.6	1:36.395
2	38.678	139.4	32.520	107.8	34.414	169.7	1:45.612	9	34.620	142.3	30.696	120.2	31.252	177.3	1:36.568
3	36.983	142.3	31.897	113.4	32.560	170.5	1:41.440	10	34.635	142.8	30.676	114.9	31.109	178.8	1:36.420
4	35.821	141.9	31.734	113.8	32.304	172.1	1:39.859	11	34.325	143.6	30.796	120.3	31.863	177.9	1:36.984
5	35.564	141.0	31.245	116.4	31.710	176.5	1:38.519	12	34.415	143.4	30.597	118.9	31.052	180.0	1:36.064
6	34.735	143.0	30.799	120.0	31.946	177.1	1:37.480								
7	45.748	141.2	31.332	118.0	31.917	176.8	1:48.997								

92 EBONG							FRA Seven Racing								
1	11:06.955	125.1	37.377	96.7	39.223	161.1	12:23.555	7	1:55.423	138.2	32.030	112.1	33.709	168.7	3:01.162
2	42.063	133.9	36.228	94.1	36.952	163.2	1:55.243	8	37.010	138.4	31.423	113.9	33.509	168.9	1:41.942
3	40.451	135.5	33.726	104.3	36.167	163.2	1:50.344	9	36.674	141.2	31.445	115.3	33.275	170.8	1:41.394
4	39.317	136.2	33.018	107.1	35.037	166.6	1:47.372	10	37.055	139.6	31.972	116.2	33.402	170.8	1:42.429
5	38.129	138.9	32.729	108.4	34.603	164.4	1:45.461	11	36.939	139.4	31.596	113.2	32.914	174.8	1:41.449
6	37.929	139.4	32.423	106.5	40.722		1:51.074 Pit								



Weather/Track: Cloud/Dry

Circuit Length - 3.636 kilometres
Circuit Paul Armagnac
Nogaro, France

Printed at 14:58, Friday, 03 October, 2008

© MST Systems Ltd, 2005 (www.mstworld.com)

Page 4

THP Spider Cup

Qualifying 1 - Best Sector Speeds Report

SECTOR 1				SECTOR 2				SECTOR 3				
POS	NO	NAME	SPEED	LAP	NO	NAME	SPEED	LAP	NO	NAME	SPEED	LAP
1	2	BRICHE	146.6	7	38	CASTELLI	127.7	7	51	MOULTON	180.0	12
2	18	SCIABBARRA	145.1	11	2	BRICHE	125.3	4	2	BRICHE	179.1	3
3	4	FREYMUTH	144.5	5	29	RAMBURE	125.0	12	15	POUGET	178.8	6
4	15	POUGET	143.9	11	6	FILLATRE	124.3	8	18	SCIABBARRA	178.2	12
5	17	BELTOISE	143.9	6	12	ALBOUY	124.1	9	29	RAMBURE	178.2	10
6	38	CASTELLI	143.9	7	15	POUGET	123.7	12	38	CASTELLI	178.2	7
7	12	ALBOUY	143.8	8	18	SCIABBARRA	122.9	6	12	ALBOUY	177.9	5
8	22	BRY	143.8	9	4	FREYMUTH	122.6	11	17	BELTOISE	177.6	9
9	29	RAMBURE	143.8	6	17	BELTOISE	121.9	6	6	FILLATRE	176.2	7
10	51	MOULTON	143.6	11	51	MOULTON	121.8	8	22	BRY	176.2	11
11	6	FILLATRE	143.2	4	16	QUINIOU	120.6	11	20	MIGINAC	175.9	11
12	16	QUINIOU	143.2	10	10	MARTIN	118.4	8	10	MARTIN	175.4	11
13	10	MARTIN	142.3	3	22	BRY	117.6	9	92	EBONG	174.8	11
14	20	MIGINAC	142.1	11	20	MIGINAC	117.3	10	4	FREYMUTH	174.5	10
15	11	GARY	141.6	8	92	EBONG	116.2	10	16	QUINIOU	173.7	10
16	92	EBONG	141.2	9	19	CHAUDOIN	115.5	10	19	CHAUDOIN	173.2	10
17	3	BROGGI	139.9	6	3	BROGGI	115.4	5	11	GARY	172.9	11
18	19	CHAUDOIN	138.9	7	11	GARY	112.8	9	3	BROGGI	169.5	4
19	8	GUILVERT	105.8	3	8	GUILVERT	108.7	3				



Weather/Track: Cloud/Dry



Circuit Length - 3.636 kilometres
Circuit Paul Armagnac
Nogaro, France

THP Spider Cup

Qualifying 1 - Best Sector Times Report

POS	SECTOR 1			SECTOR 2			SECTOR 3			NO	NAME	IDEAL/BEST LAP COMPARISON			DIFF
	NO	TIME	LAP	NO	TIME	LAP	NO	TIME	LAP			IDEAL	BEST	LAP	
1	2	33.908	7	29	30.196	9	17	30.969	5	17	BELTOISE	1:35.195	1:35.335	10	+ 0.140
2	17	33.930	6	2	30.282	7	29	31.015	9	29	RAMBURE	1:35.284	1:35.284	9	+ 0.000
3	29	34.073	9	17	30.296	10	51	31.052	12	2	BRICHE	1:35.303	1:35.303	7	+ 0.000
4	38	34.261	10	38	30.359	10	2	31.113	7	38	CASTELLI	1:35.737	1:35.799	10	+ 0.062
5	15	34.295	10	15	30.363	12	38	31.117	11	15	POUGET	1:35.804	1:35.940	10	+ 0.136
6	12	34.325	8	18	30.373	6	15	31.146	10	12	ALBOUY	1:35.933	1:36.365	10	+ 0.432
7	51	34.325	11	12	30.397	8	12	31.211	7	51	MOULTON	1:35.974	1:36.064	12	+ 0.090
8	18	34.527	9	51	30.597	12	4	31.646	9	18	SCIABBARR	1:36.613	1:36.893	11	+ 0.280
9	4	34.774	11	6	30.708	5	18	31.713	12	4	FREYMUTH	1:37.285	1:37.929	9	+ 0.644
10	6	34.800	8	22	30.846	9	6	31.831	7	6	FILLATRE	1:37.339	1:37.474	8	+ 0.135
11	10	35.173	9	4	30.865	9	22	31.911	9	22	BRY	1:38.035	1:38.035	9	+ 0.000
12	16	35.174	11	16	30.956	10	16	31.983	10	16	QUINIOU	1:38.113	1:38.483	12	+ 0.370
13	22	35.278	9	19	31.173	11	10	32.204	9	10	MARTIN	1:38.669	1:38.737	9	+ 0.068
14	20	35.374	12	20	31.274	11	19	32.334	10	20	MIGINAC	1:39.019	1:39.290	12	+ 0.271
15	19	35.613	11	10	31.292	10	20	32.371	12	19	CHAUDOIN	1:39.120	1:40.207	9	+ 1.087
16	3	36.174	6	92	31.423	8	11	32.579	11	11	GARY	1:40.485	1:40.672	12	+ 0.187
17	11	36.238	12	11	31.668	11	92	32.914	11	92	EBONG	1:41.011	1:41.394	9	+ 0.383
18	92	36.674	9	3	32.117	6	3	33.806	3	3	BROGGI	1:42.097	1:42.495	6	+ 0.398
19	8	4:41.436	3	8	37.166	2	8	44.779	2	8	GUILVERT	6:03.381	6:13.018	3	+ 9.637

'Perfect Lap' - 1:35.073



Weather/Track: Cloud/Dry



Circuit Length - 3.636 kilometres
Circuit Paul Armagnac
Nogaro, France

THP Spider Cup QUALIFYING 2

POS	NO	CL	DRIVER	NAT	CAR	TIME	LAPS	GAP	KPH
1	17		Julien BELTOISE	FRA	Team Lompech	1:36.030	6		136.30
2	2		Julien BRICHE	FRA	JSB	1:36.062	8	0.032	136.26
3	38		Gael CASTELLI	FRA	Garage Castelli	1:36.214	7	0.184	136.04
4	29		Alexandre RAMBURE	FRA	Pour Briche	1:36.565	5	0.535	135.55
5	15		David POUGET	FRA	GPA Racing	1:37.053	5	1.023	134.87
6	12		Alexandre ALBOUY	FRA	GPA Racing	1:37.153	6	1.123	134.73
7	51		Simon MOULTON	GBR	Southgate Motorsport	1:37.720	7	1.690	133.95
8	6		Thomas FILLATRE	FRA	Team Fillatre	1:38.133	7	2.103	133.38
9	18		Marcel SCIABBARRASI	FRA	Sciabbarrasi Competition	1:38.439	6	2.409	132.97
10	4		Oliver FREYMUTH	GER	AKF Motorsport	1:38.469	5	2.439	132.93
11	22		Frederic BRY	FRA	RBA Sport	1:39.415	6	3.385	131.66
12	16		Corentine QUINIOU	FRA	JSB	1:39.507	6	3.477	131.54
13	3		Marlene BROGGI	FRA	JSB	1:39.728	7	3.698	131.25
14	11		Pierre GARY	GBR	Peugeot Sport	1:39.745	7	3.715	131.23
15	19		Patrice CHAUDOIN	FRA	RBA Sport	1:40.415	4	4.385	130.35
16	10		Olivier MARTIN	FRA	Lompech	1:40.700	6	4.670	129.98
17	20		Jean Charles MIGINAC	FRA	Team Lompech	1:41.144	6	5.114	129.41
18	92		Christian EBONG	FRA	Seven Racing	1:42.470	7	6.440	127.74

Car 8 completed 2 pit laps.
Weather/Track: Cloud/Dry

Nogaro
Circuit Length = 3.6360 km.
Start: 15:00 End: 15:20

Race Director:	Steward:	Timekeeper:
----------------	----------	-------------

THP Spider Cup

Qualifying 2 - Sector Analysis Report

Lap	S1 Time	S1 Spd	S2 Time	S2 Spd	S3 Time	S3 Spd	Lap Time	Pit	Lap	S1 Time	S1 Spd	S2 Time	S2 Spd	S3 Time	S3 Spd	Lap Time	Pit
2 BRICHE									FRA JSB								
1	16:07.111	122.3	37.349	118.0	32.396	176.8	17:16.856		6	34.950	142.3	31.028	115.5	31.996	178.2	1:37.974	
2	35.113	143.6	30.969	119.8	31.941	175.1	1:38.023		7	34.457	144.1	30.660	122.5	31.719	178.2	1:36.836	
3	45.186	135.0	33.299	95.2	43.273		2:01.758	Pit	8	34.054	143.0	30.736	122.6	31.272	179.7	1:36.062	
4	2:01.530	140.7	32.695	103.7	34.936	170.2	3:09.161										
5	36.070	142.8	31.626	113.4	32.921	176.2	1:40.617										
3 BROGGI									FRA JSB								
1	10:54.342	139.9	32.457	111.8	33.303	172.6	12:00.102		5	36.505	142.8	32.297	107.8	34.729	161.5	1:43.531	
2	36.152	141.0	31.401	113.4	33.354	175.1	1:40.907		6	39.542	136.8	34.762	103.2	35.857	166.9	1:50.161	
3	36.491	142.1	31.516	114.9	32.644	175.9	1:40.651		7	40.449	139.8	33.191	106.9	44.679		1:58.319	Pit
4	35.824	142.5	31.447	116.4	32.457	176.2	1:39.728										
4 FREYMUTH									GER AKF Motorsport								
1	10:52.245	138.5	32.729	118.0	32.851	172.4	11:57.825		4	36.620	143.4	31.699	104.2	33.836	172.1	1:42.155	
2	35.336	142.5	30.809	116.4	32.324	173.5	1:38.469		5	35.724	141.7	31.897	115.2	39.180		1:46.801	Pit
3	35.395	142.6	31.070	119.0	32.029	178.2	1:38.494										
6 FILLATRE									FRA Team Fillatre								
1	10:53.762	135.7	31.655	118.7	33.081	172.4	11:58.498		5	35.488	141.6	30.925	121.5	31.992	172.6	1:38.405	
2	35.295	139.9	30.927	121.0	32.192	176.2	1:38.414		6	37.496	136.5	34.227	107.2	35.595	146.3	1:47.318	
3	35.079	141.0	31.041	119.8	32.013	177.3	1:38.133		7	40.729	119.6	36.493	105.1	45.800		2:03.022	Pit
4	37.673	141.6	30.993	107.3	32.461	174.3	1:41.127										
8 GUILVERT									FRA Team Lompech								
1	10:55.687	104.9	58.259	80.1	57.548		12:51.494	Pit									
2	10:02.715	122.3	35.808	91.4	46.898		11:25.421	Pit									
10 MARTIN									FRA Lompech								
1	10:46.003	141.4	32.089	116.9	32.518	175.4	11:50.610		5	37.003	140.7	32.111	110.2	32.421	174.0	1:41.535	
2	42.200	118.9	32.727	113.9	32.409	172.9	1:47.336		6	53.208	124.7	38.689	87.0	54.331		2:26.228	Pit
3	35.594	141.0	32.847	115.9	32.490	174.3	1:40.931										
4	35.691	140.3	31.310	110.8	33.699	173.2	1:40.700										
11 GARY									GBR Peugeot Sport								
1	10:58.583	139.8	33.376	102.1	33.177	170.8	12:05.136		5	35.918	140.7	32.174	113.5	32.505	176.5	1:40.597	
2	36.350	140.8	31.491	115.7	32.403	174.5	1:40.244		6	40.361	137.5	34.209	101.8	35.846	166.9	1:50.416	
3	35.817	140.7	31.680	106.4	32.565	173.2	1:40.062		7	41.603	136.7	34.796	95.0	48.570		2:04.969	Pit
4	35.694	141.0	31.646	111.6	32.405	172.1	1:39.745										
12 ALBOUY									FRA GPA Racing								
1	11:26.801	137.7	33.837	117.9	33.341	174.5	12:33.979		5	35.080	143.6	30.990	119.6	31.962	176.2	1:38.032	
2	35.036	143.2	30.849	124.0	32.028	174.5	1:37.913		6	36.843	141.7	33.080	102.9	45.034		1:54.957	Pit
3	34.969	142.6	30.641	122.1	31.543	177.6	1:37.153										
4	34.700	142.6	30.852	122.1	31.995	176.5	1:37.547										



Weather/Track: Cloud/Dry

Circuit Length - 3.636 kilometres
Circuit Paul Armagnac
Nogaro, France

Printed at 15:29, Friday, 03 October, 2008

© MST Systems Ltd, 2005 (www.mstworld.com)

Page 1

THP Spider Cup

Qualifying 2 - Sector Analysis Report

Lap	S1 Time	S1 Spd	S2 Time	S2 Spd	S3 Time	S3 Spd	Lap Time	Pit	Lap	S1 Time	S1 Spd	S2 Time	S2 Spd	S3 Time	S3 Spd	Lap Time	Pit
15 POUGET									FRA GPA Racing								
1	11:33.392	131.3	38.218	85.3	39.523	175.9	12:51.133		4	49.926	137.5	31.661	117.5	32.101	177.9	1:53.688	
2	34.943	141.7	31.050	121.9	31.835	175.9	1:37.828		5	36.266	141.0	31.533	109.0	42.145		1:49.944	Pit
3	34.644	141.9	30.730	121.5	31.679	178.2	1:37.053										
16 QUINIOU									FRA JSB								
1	10:48.737	141.0	31.453	116.9	32.588	173.7	11:52.778		5	36.116	139.9	31.847	113.3	32.889	174.3	1:40.852	
2	35.626	141.4	31.322	115.4	32.559	176.2	1:39.507		6	1:31.829	104.0	40.582	82.5	47.984		3:00.395	Pit
3	35.827	141.9	31.992	110.9	32.806	176.2	1:40.625										
4	37.063	140.3	31.372	115.9	31.959	175.9	1:40.394										
17 BELTOISE									FRA Team Lompech								
1	10:40.840	141.6	31.112	112.8	32.071	176.2	11:44.023		5	34.658	142.8	31.716	109.9	32.297	177.1	1:38.671	
2	34.249	142.8	30.639	118.1	31.142	177.1	1:36.030		6	39.602	131.6	39.563	90.2	46.990		2:06.155	Pit
3	34.244	143.2	30.516	118.9	31.283	176.2	1:36.043										
4	34.289	143.6	30.546	119.2	31.389	176.2	1:36.224										
18 SCIABBARRASI									FRA Sciabbarrasi Competition								
1	10:52.601	141.0	31.689	112.9	32.868	176.5	11:57.158		5	52.408	134.8	32.008	111.2	33.457	171.6	1:57.873	
2	35.197	141.9	31.117	115.3	32.503	175.9	1:38.817		6	40.436	127.1	35.656	97.0	46.678		2:02.770	Pit
3	35.365	141.4	31.073	117.0	32.001	179.4	1:38.439										
4	36.550	143.8	31.057	113.9	32.418	175.9	1:40.025										
19 CHAUDOIN									FRA RBA Sport								
1	10:40.793	134.7	32.498	110.0	33.296	171.3	11:46.587		4	36.221	137.2	31.722	116.5	32.827	170.2	1:40.770	
2	35.852	138.5	32.164	114.6	32.399	173.2	1:40.415										
3	36.007	137.5	32.191	113.9	32.988	170.5	1:41.186										
20 MIGINAC									FRA Team Lompech								
1	10:45.345	140.1	31.845	111.7	33.117	174.8	11:50.307		5	36.703	140.8	32.338	104.6	35.291	168.9	1:44.332	
2	37.066	141.4	31.594	111.8	32.484	177.1	1:41.144		6	40.245	138.0	36.141	100.9	48.811		2:05.197	Pit
3	36.222	142.3	31.853	109.9	34.596	174.3	1:42.671										
4	41.729	139.2	31.850	110.7	33.053	171.3	1:46.632										
22 BRY									FRA RBA Sport								
1	10:43.559	139.9	32.927	107.2	33.617	171.6	11:50.103		5	35.734	141.6	31.719	109.7	32.385	172.4	1:39.838	
2	36.541	142.3	31.590	114.5	32.417	173.2	1:40.548		6	37.302	138.4	36.320	90.8	49.283		2:02.905	Pit
3	36.140	141.7	31.932	110.9	32.500	174.8	1:40.572										
4	35.668	141.4	31.354	114.1	32.393	173.2	1:39.415										
29 RAMBURE									FRA Pour Briche								
1	10:58.981	141.0	32.014	118.1	31.798	176.8	12:02.793		4	36.159	143.8	31.040	104.2	32.379	176.8	1:39.578	
2	34.518	142.8	30.645	117.0	31.603	178.8	1:36.766		5	35.729	141.0	32.648	114.5	46.925		1:55.302	Pit
3	34.466	144.7	30.745	120.9	31.354	179.4	1:36.565										



Weather/Track: Cloud/Dry

Circuit Length - 3.636 kilometres
Circuit Paul Armagnac
Nogaro, France

Printed at 15:29, Friday, 03 October, 2008

© MST Systems Ltd, 2005 (www.mstworld.com)

Page 2

THP Spider Cup

Qualifying 2 - Sector Analysis Report

Lap S1 Time S1 Spd S2 Time S2 Spd S3 Time S3 Spd Lap Time Pit Lap S1 Time S1 Spd S2 Time S2 Spd S3 Time S3 Spd Lap Time Pit

38 CASTELLI			FRA			Garage Castelli									
1	10:38.321	142.3	30.924	123.6	31.682	174.5	11:40.927	5	34.481	142.8	30.709	125.0	31.107	177.3	1:36.297
2	34.722	143.0	30.667	125.3	31.166	178.2	1:36.555	6	35.470	141.9	31.081	122.1	32.445	168.2	1:38.996
3	34.576	143.8	30.772	125.1	31.374	176.8	1:36.722	7	38.473	131.3	34.367	99.8	43.470		1:56.310 Pit
4	34.424	142.6	30.558	126.1	31.232	178.5	1:36.214								

51 MOULTON			GBR			Southgate Motorsport									
1	10:59.628	141.0	31.790	112.2	32.517	172.6	12:03.935	5	36.234	142.3	31.829	115.8	32.712	170.8	1:40.775
2	34.993	141.7	31.269	120.0	31.550	176.2	1:37.812	6	38.502	130.1	36.904	99.4	44.378		1:59.784
3	35.195	142.8	30.898	121.5	31.627	175.9	1:37.720	7	50.216	130.2	36.888	86.6	49.784		2:16.888 Pit
4	35.550	141.7	31.209	110.9	32.443	174.0	1:39.202								

92 EBONG			FRA			Seven Racing									
1	10:41.457	138.9	32.351	114.9	33.335	170.2	11:47.143	5	38.390	138.7	33.490	106.7	35.413	158.7	1:47.293
2	36.469	139.2	32.082	111.3	33.919	170.8	1:42.470	6	42.429	131.0	35.641	95.6	39.033	162.0	1:57.103
3	36.528	141.0	32.941	110.8	33.545	170.8	1:43.014	7	42.269	133.4	35.749	95.4	47.353		2:05.371 Pit
4	38.068	141.2	32.045	113.6	34.839	164.9	1:44.952								



Weather/Track: Cloud/Dry

Circuit Length - 3.636 kilometres
Circuit Paul Armagnac
Nogaro, France

Printed at 15:29, Friday, 03 October, 2008

© MST Systems Ltd, 2005 (www.mstworld.com)

Page 3

THP Spider Cup

Qualifying 2 - Best Sector Speeds Report

SECTOR 1				SECTOR 2				SECTOR 3				
POS	NO	NAME	SPEED	LAP	NO	NAME	SPEED	LAP	NO	NAME	SPEED	LAP
1	29	RAMBURE	144.7	3	38	CASTELLI	126.1	4	2	BRICHE	179.7	8
2	2	BRICHE	144.1	7	12	ALBOUY	124.0	2	18	SCIABBARRA	179.4	3
3	18	SCIABBARRA	143.8	4	2	BRICHE	122.6	8	29	RAMBURE	179.4	3
4	38	CASTELLI	143.8	3	15	POUGET	121.9	2	38	CASTELLI	178.5	4
5	12	ALBOUY	143.6	5	6	FILLATRE	121.5	5	4	FREYMUTH	178.2	3
6	17	BELTOISE	143.6	4	51	MOULTON	121.5	3	15	POUGET	178.2	3
7	4	FREYMUTH	143.4	4	29	RAMBURE	120.9	3	12	ALBOUY	177.6	3
8	3	BROGGI	142.8	5	17	BELTOISE	119.2	4	6	FILLATRE	177.3	3
9	51	MOULTON	142.8	3	4	FREYMUTH	119.0	3	17	BELTOISE	177.1	2
10	20	MIGINAC	142.3	3	18	SCIABBARRA	117.0	3	20	MIGINAC	177.1	2
11	22	BRY	142.3	2	10	MARTIN	116.9	1	11	GARY	176.5	5
12	15	POUGET	141.9	3	16	QUINIOU	116.9	1	3	BROGGI	176.2	4
13	16	QUINIOU	141.9	3	19	CHAUDOIN	116.5	4	16	QUINIOU	176.2	2
14	6	FILLATRE	141.6	4	3	BROGGI	116.4	4	51	MOULTON	176.2	2
15	10	MARTIN	141.4	1	11	GARY	115.7	2	10	MARTIN	175.4	1
16	92	EBONG	141.2	4	92	EBONG	114.9	1	22	BRY	174.8	3
17	11	GARY	141.0	4	22	BRY	114.5	2	19	CHAUDOIN	173.2	2
18	19	CHAUDOIN	138.5	2	20	MIGINAC	111.8	2	92	EBONG	170.8	2
19	8	GUILVERT	122.3	2	8	GUILVERT	91.4	2				



Weather/Track: Cloud/Dry



Circuit Length - 3.636 kilometres
Circuit Paul Armagnac
Nogaro, France

THP Spider Cup

Qualifying 2 - Best Sector Times Report

POS	NO	SECTOR 1		SECTOR 2		SECTOR 3		IDEAL/BEST LAP COMPARISON							
		TIME	LAP	NO	TIME	LAP	NO	TIME	LAP	NO	NAME	IDEAL	BEST	LAP	DIFF
1	2	34.054	8	17	30.516	3	38	31.107	5	17	BELTOISE	1:35.902	1:36.030	2	+ 0.128
2	17	34.244	3	38	30.558	4	17	31.142	2	2	BRICHE	1:35.986	1:36.062	8	+ 0.076
3	38	34.424	4	12	30.641	3	2	31.272	8	38	CASTELLI	1:36.089	1:36.214	4	+ 0.125
4	29	34.466	3	29	30.645	2	29	31.354	3	29	RAMBURE	1:36.465	1:36.565	3	+ 0.100
5	15	34.644	3	2	30.660	7	12	31.543	3	12	ALBOUY	1:36.884	1:37.153	3	+ 0.269
6	12	34.700	4	15	30.730	3	51	31.550	2	15	POUGET	1:37.053	1:37.053	3	+ 0.000
7	51	34.993	2	4	30.809	2	15	31.679	3	51	MOULTON	1:37.441	1:37.720	3	+ 0.279
8	6	35.079	3	51	30.898	3	16	31.959	4	6	FILLATRE	1:37.996	1:38.133	3	+ 0.137
9	18	35.197	2	6	30.925	5	6	31.992	5	4	FREYMUTH	1:38.174	1:38.469	2	+ 0.295
10	4	35.336	2	18	31.057	4	18	32.001	3	18	SCIABBARR	1:38.255	1:38.439	3	+ 0.184
11	10	35.594	3	10	31.310	4	4	32.029	3	16	QUINIOU	1:38.907	1:39.507	2	+ 0.600
12	16	35.626	2	16	31.322	2	22	32.385	5	10	MARTIN	1:39.313	1:40.700	4	+ 1.387
13	22	35.668	4	22	31.354	4	19	32.399	2	22	BRY	1:39.407	1:39.415	4	+ 0.008
14	11	35.694	4	3	31.401	2	11	32.403	2	11	GARY	1:39.588	1:39.745	4	+ 0.157
15	3	35.824	4	11	31.491	2	10	32.409	2	3	BROGGI	1:39.682	1:39.728	4	+ 0.046
16	19	35.852	2	20	31.594	2	3	32.457	4	19	CHAUDOIN	1:39.973	1:40.415	2	+ 0.442
17	20	36.222	3	19	31.722	4	20	32.484	2	20	MIGINAC	1:40.300	1:41.144	2	+ 0.844
18	92	36.469	2	92	32.045	4	92	33.335	1	92	EBONG	1:41.849	1:42.470	2	+ 0.621
19	8	10:02.71	2	8	35.808	2	8	46.898	2	8	GUILVERT	11:25.421	11:25.421	2	+ 0.000

'Perfect Lap' - 1:35.677



Weather/Track: Cloud/Dry




Circuit Length - 3.636 kilometres
Circuit Paul Armagnac
Nogaro, France

THP Spider Cup

GRID FOR RACE 1 - AMENDED

ROW 9	3	BROGGI	8	GUILVERT
ROW 8	11	GARY	92	EBONG
ROW 7	20	MIGINAC	19	CHAUDOIN
ROW 6	16	QUINIOU	10	MARTIN
ROW 5	4	FREYMUTH	22	BRY
ROW 4	12	ALBOUY	18	SCIABBARRASI
ROW 3	15	POUGET	51	MOULTON
ROW 2	17	BELTOISE	38	CASTELLI
ROW 1	29	RAMBURE	2	BRICHE
		POLE		



Car 6 removed, ref. Decision des Commissaires Sportifs No.1.
Weather/Track: Cloud/Dry

Nogaro
Circuit Length = 3.6360 km.
Start: 14:30 End: 14:50

Race Director:

Steward:

Timekeeper:

THP Spider Cup RACE 1 - CLASSIFICATION

POS	NO	CL	DRIVER	NAT	CAR	TIME	LAPS	GAP	KPH	BEST
1	38		Gael CASTELLI	FRA	Garage Castelli	26:05.239	16		133.80	1:36.907
2	2		Julien BRICHE	FRA	JSB	26:07.304	16	2.065	133.62	1:37.007
3	15		David POUGET	FRA	GPA Racing	26:08.052	16	2.813	133.56	1:36.479
4	8		Gregory GUILVERT	FRA	Team Lompech	26:09.315	16	4.076	133.45	1:35.831
5	51		Simon MOULTON	GBR	Southgate Motorsport	26:12.450	16	7.211	133.18	1:36.966
6	18		Marcel SCIABBARRASI	FRA	Sciabbarrassi Competition	26:16.044	16	10.805	132.88	1:37.029
7	12		Alexandre ALBOUY	FRA	GPA Racing	26:17.283	16	12.044	132.78	1:36.811
8	29		Alexandre RAMBURE	FRA	Pour Briche	26:18.711	16	13.472	132.66	1:37.070
9	17		Julien BELTOISE	FRA	Team Lompech	26:19.120	16	13.881	132.62	1:37.147
10	4		Oliver FREYMUTH	GER	AKF Motorsport	26:45.312	16	40.073	130.46	1:38.642
11	3		Marlene BROGGI	FRA	JSB	26:58.502	16	53.263	129.40	1:39.313
12	20		Jean Charles MIGINAC	FRA	Team Lompech	26:58.892	16	53.653	129.36	1:39.359
13	22		Frederic BRY	FRA	RBA Sport	27:13.168	16	1:07.929	128.23	1:39.650
14	10		Olivier MARTIN	FRA	Lompech	27:16.067	16	1:10.828	128.01	1:39.659
15	11		Pierre GARY	GBR	Peugeot Sport	27:18.698	16	1:13.459	127.80	1:38.694
16	19		Patrice CHAUDOIN	FRA	RBA Sport	27:29.665	16	1:24.426	126.95	1:40.326
17	92		Christian EBONG	FRA	Seven Racing	27:47.130	16	1:41.891	125.62	1:38.737
18	16		Corentine QUINIOU	FRA	JSB	27:37.517	15	1 LAP	118.45	1:39.700

FASTEST LAP

8	Gregory GUILVERT	Team Lompech	1:35.831	16	136.59kph	84.87mph
---	-------------------------	--------------	----------	----	-----------	----------

Weather/Track: Cloud/Dry

Nogaro
Circuit Length = 3.6360 km.
Start: 15:57 End: 16:23

Race Director:	Steward:	Timekeeper:
----------------	----------	-------------

THP Spider Cup

Race 1 - Sector Analysis Report

Lap S1 Time S1 Spd S2 Time S2 Spd S3 Time S3 Spd Lap Time Pit Lap S1 Time S1 Spd S2 Time S2 Spd S3 Time S3 Spd Lap Time Pit

2 BRICHE						FRA			JSB						
1	40.560	140.5	31.289	116.9	31.932	177.3	1:43.781	10	34.669	141.4	30.704	122.8	31.810	177.9	1:37.183
2	35.454	140.7	31.442	117.9	32.004	176.8	1:38.900	11	34.612	140.8	30.946	121.9	31.813	177.9	1:37.371
3	35.107	141.4	31.382	116.8	32.025	176.8	1:38.514	12	34.552	142.1	30.931	120.7	31.795	177.6	1:37.278
4	34.713	141.7	31.169	117.0	31.794	178.2	1:37.676	13	34.764	140.8	30.934	123.0	31.827	176.8	1:37.525
5	34.660	141.6	30.861	120.7	31.766	177.1	1:37.287	14	34.558	141.6	30.801	121.1	31.922	175.7	1:37.281
6	34.676	141.6	30.990	119.2	31.845	177.6	1:37.511	15	34.785	141.4	30.888	121.5	31.843	177.3	1:37.516
7	34.554	142.1	30.932	122.5	31.770	177.3	1:37.256	16	34.884	142.3	31.144	117.5	32.081	174.5	1:38.109
8	34.527	141.6	30.802	122.5	31.780	177.3	1:37.109								
9	34.491	141.2	30.797	121.4	31.719	177.9	1:37.007								

3 BROGGI						FRA			JSB						
1	46.808	139.4	33.247	109.1	34.632	164.2	1:54.687	10	35.987	141.9	31.096	117.1	32.372	178.8	1:39.455
2	38.551	140.8	32.085	115.5	33.092	174.5	1:43.728	11	35.649	143.0	31.219	114.3	32.633	179.4	1:39.501
3	36.789	141.7	31.553	116.2	32.777	175.9	1:41.119	12	35.574	141.7	31.490	109.1	32.750	180.0	1:39.814
4	36.097	142.1	31.347	114.9	32.977	176.8	1:40.421	13	35.538	143.2	31.261	117.0	32.514	180.0	1:39.313
5	36.144	141.9	30.904	119.4	32.660	177.3	1:39.708	14	36.304	143.8	31.963	113.3	32.221	179.7	1:40.488
6	35.869	143.0	31.582	116.8	32.736	175.7	1:40.187	15	35.664	143.2	33.175	109.0	32.628	174.8	1:41.467
7	36.005	141.7	30.971	115.8	32.427	177.9	1:39.403	16	35.415	143.2	31.406	107.8	32.836	177.3	1:39.657
8	35.964	143.2	31.122	113.8	32.895	175.9	1:39.981								
9	35.816	141.7	31.207	115.7	32.550	179.1	1:39.573								

4 FREYMUTH						GER			AKF Motorsport						
1	43.380	140.7	31.399	117.9	33.156	165.9	1:47.935	10	35.507	141.2	31.049	117.6	32.086	176.5	1:38.642
2	36.281	139.8	31.204	115.8	32.669	171.8	1:40.154	11	35.374	141.2	31.421	118.7	32.608	175.1	1:39.403
3	36.249	139.8	31.439	111.4	32.630	172.4	1:40.318	12	35.825	142.5	31.129	119.6	32.175	174.8	1:39.129
4	36.237	140.1	31.477	119.7	33.106	171.0	1:40.820	13	35.999	141.4	31.294	118.4	32.402	173.2	1:39.695
5	35.988	140.7	31.357	122.8	32.506	173.5	1:39.851	14	35.599	141.4	31.106	120.6	32.249	174.0	1:38.954
6	36.031	141.9	31.087	121.0	32.941	170.2	1:40.059	15	35.751	142.6	31.224	117.5	32.696	173.7	1:39.671
7	35.901	141.0	31.239	121.5	32.771	171.0	1:39.911	16	36.458	141.0	31.703	109.0	33.092	172.1	1:41.253
8	35.741	140.5	31.398	118.1	32.566	173.5	1:39.705								
9	35.885	140.5	31.472	116.8	32.455	172.9	1:39.812								

8 GUILVERT						FRA			Team Lompech						
1	46.074	139.9	31.252	113.5	33.621	173.2	1:50.947	10	34.893	143.0	30.640	119.8	31.333	177.3	1:36.866
2	40.816	139.4	31.048	120.6	31.832	174.5	1:43.696	11	34.756	139.9	30.661	119.3	31.436	177.3	1:36.853
3	34.661	140.3	30.723	121.9	31.963	173.7	1:37.347	12	34.308	140.7	30.480	121.4	32.232	176.8	1:37.020
4	34.532	140.3	30.684	121.4	32.088	175.7	1:37.304	13	34.237	141.2	30.555	119.3	31.241	179.1	1:36.033
5	34.577	141.0	30.509	121.8	31.523	176.8	1:36.609	14	34.689	140.3	31.115	116.8	31.352	177.9	1:37.156
6	34.201	140.3	30.720	120.5	31.489	177.1	1:36.410	15	34.376	141.2	31.998	120.7	31.384	177.9	1:37.758
7	34.082	140.5	30.472	122.9	31.281	176.2	1:35.835	16	34.052	140.7	30.442	121.9	31.337	177.1	1:35.831
8	34.123	140.7	30.521	121.9	31.254	179.1	1:35.898								
9	34.461	141.6	31.025	105.5	32.266	178.2	1:37.752								



Weather/Track: Cloud/Dry

Circuit Length - 3.636 kilometres
Circuit Paul Armagnac
Nogaro, France

Printed at 16:28, Saturday, 04 October, 2008

© MST Systems Ltd, 2005 (www.mstworld.com)

Page 1

THP Spider Cup

Race 1 - Best Sector Speeds Report

SECTOR 1				SECTOR 2				SECTOR 3				
POS	NO	NAME	SPEED	LAP	NO	NAME	SPEED	LAP	NO	NAME	SPEED	LAP
1	3	BROGGI	143.8	14	38	CASTELLI	125.1	12	51	MOULTON	180.2	11
2	15	POUGET	143.2	7	15	POUGET	124.0	15	3	BROGGI	180.0	12
3	8	GUILVERT	143.0	10	12	ALBOUY	123.6	11	15	POUGET	179.7	7
4	17	BELTOISE	142.8	16	29	RAMBURE	123.2	5	17	BELTOISE	179.4	9
5	18	SCIABBARRA	142.8	15	2	BRICHE	123.0	13	8	GUILVERT	179.1	8
6	4	FREYMUTH	142.6	15	8	GUILVERT	122.9	7	12	ALBOUY	179.1	10
7	51	MOULTON	142.6	15	4	FREYMUTH	122.8	5	29	RAMBURE	178.8	12
8	12	ALBOUY	142.5	11	16	QUINIOU	121.9	3	38	CASTELLI	178.5	6
9	20	MIGINAC	142.5	14	18	SCIABBARRA	121.4	6	2	BRICHE	178.2	4
10	22	BRY	142.5	14	19	CHAUDOIN	121.4	14	18	SCIABBARRA	177.9	6
11	29	RAMBURE	142.5	7	51	MOULTON	120.1	12	20	MIGINAC	177.6	10
12	2	BRICHE	142.3	16	3	BROGGI	119.4	5	11	GARY	177.1	7
13	38	CASTELLI	142.3	8	92	EBONG	119.2	12	4	FREYMUTH	176.5	10
14	16	QUINIOU	141.7	15	11	GARY	118.3	7	10	MARTIN	175.7	10
15	11	GARY	141.2	15	17	BELTOISE	116.6	13	22	BRY	175.7	13
16	10	MARTIN	141.0	9	10	MARTIN	115.7	9	92	EBONG	174.8	7
17	92	EBONG	139.9	4	22	BRY	115.3	3	19	CHAUDOIN	174.3	8
18	19	CHAUDOIN	139.8	15	20	MIGINAC	114.3	5	16	QUINIOU	174.0	14



Weather/Track: Cloud/Dry



Circuit Length - 3.636 kilometres
Circuit Paul Armagnac
Nogaro, France

THP Spider Cup

Race 1 - Sector Analysis Report

Lap S1 Time S1 Spd S2 Time S2 Spd S3 Time S3 Spd Lap Time Pit Lap S1 Time S1 Spd S2 Time S2 Spd S3 Time S3 Spd Lap Time Pit

10 MARTIN						FRA Lompech									
1	45.062	138.0	31.842	103.3	33.506	174.3	1:50.410	10	35.860	139.9	31.565	113.1	32.242	175.7	1:39.667
2	44.406	137.5	31.676	112.5	32.742	175.4	1:48.824	11	36.019	138.4	31.851	109.2	32.885	172.6	1:40.755
3	37.185	135.3	31.831	110.3	32.805	174.0	1:41.821	12	35.648	139.2	31.580	114.7	32.785	172.1	1:40.013
4	35.708	138.5	46.439	111.7	32.635	173.2	1:54.782	13	35.639	139.2	31.447	114.1	32.706	173.5	1:39.792
5	35.876	139.2	31.575	113.8	32.757	173.7	1:40.208	14	35.717	140.8	31.475	115.1	32.467	172.1	1:39.659
6	35.895	138.9	31.809	112.1	32.410	173.5	1:40.114	15	35.773	140.1	31.666	113.4	32.564	173.7	1:40.003
7	36.053	140.8	31.482	114.3	32.851	174.0	1:40.386	16	36.125	140.5	31.434	114.7	32.471	175.1	1:40.030
8	36.027	139.9	31.402	113.6	32.515	174.8	1:39.944								
9	35.746	141.0	31.541	115.7	32.372	172.6	1:39.659								

11 GARY						GBR Peugeot Sport									
1	45.634	133.9	32.858	113.5	36.733	144.8	1:55.225	10	35.326	141.0	31.317	117.1	32.051	177.1	1:38.694
2	38.612	138.7	32.069	112.0	32.979	174.5	1:43.660	11	35.824	140.5	31.389	110.3	32.335	175.1	1:39.548
3	37.214	138.0	31.520	115.3	32.706	174.8	1:41.440	12	35.467	140.3	31.264	115.2	32.266	175.4	1:38.997
4	36.035	138.5	57.195	104.5	33.755	170.5	2:06.985	13	35.457	141.0	31.273	111.2	32.402	174.5	1:39.132
5	36.556	137.7	31.688	108.3	32.768	174.5	1:41.012	14	35.396	140.7	31.323	116.3	32.452	175.1	1:39.171
6	35.733	139.1	31.508	115.9	32.488	173.5	1:39.729	15	35.186	141.2	31.459	111.4	32.260	175.7	1:38.905
7	35.852	138.7	31.237	118.3	32.205	177.1	1:39.294	16	35.568	139.6	31.061	113.8	32.176	173.7	1:38.805
8	35.886	140.3	31.106	115.5	32.382	175.1	1:39.374								
9	35.331	141.0	31.281	116.4	32.115	175.9	1:38.727								

12 ALBOUY						FRA GPA Racing									
1	42.869	142.1	31.273	120.7	32.257	176.8	1:46.399	10	34.961	141.9	31.050	121.5	31.892	179.1	1:37.903
2	35.741	137.0	31.168	117.9	32.279	176.5	1:39.188	11	35.068	142.5	30.834	123.6	31.902	178.5	1:37.804
3	35.647	140.8	31.018	121.1	32.097	178.5	1:38.762	12	34.920	142.5	30.809	120.2	31.872	178.2	1:37.601
4	35.075	141.0	31.725	119.2	32.073	178.5	1:38.873	13	35.146	142.5	31.137	122.5	32.021	178.5	1:38.304
5	35.176	141.6	30.942	121.5	32.102	177.6	1:38.220	14	35.136	141.6	30.946	121.7	31.910	177.3	1:37.992
6	35.112	141.7	30.855	122.6	31.762	177.3	1:37.729	15	34.808	142.3	31.286	118.9	31.907	177.1	1:38.001
7	34.655	141.7	30.600	123.2	31.556	178.5	1:36.811	16	35.071	141.6	30.900	122.1	32.126	176.8	1:38.097
8	34.900	140.8	30.692	122.4	31.746	178.5	1:37.338								
9	34.837	141.6	31.193	114.0	32.231	177.6	1:38.261								

15 POUGET						FRA GPA Racing									
1	41.368	141.7	31.699	113.9	32.246	175.7	1:45.313	10	34.939	143.0	30.637	123.9	31.494	179.4	1:37.070
2	35.147	142.8	31.206	120.2	32.708	176.8	1:39.061	11	35.009	142.1	30.809	122.4	31.705	178.8	1:37.523
3	35.362	140.7	30.902	121.9	31.856	178.8	1:38.120	12	34.930	142.5	30.702	121.0	31.418	178.8	1:37.050
4	35.481	142.5	30.812	121.4	31.890	176.8	1:38.183	13	35.331	142.1	30.799	121.9	31.566	179.7	1:37.696
5	35.156	142.5	30.601	121.3	31.587	177.9	1:37.344	14	35.094	142.8	30.598	121.7	31.972	177.9	1:37.664
6	34.903	142.8	31.109	118.3	31.420	179.4	1:37.432	15	34.924	142.3	30.876	124.0	31.369	178.8	1:37.169
7	34.792	143.2	30.631	123.9	31.529	179.7	1:36.952	16	34.505	142.8	30.589	120.3	31.385	179.7	1:36.479
8	35.237	143.2	31.195	116.3	31.796	178.5	1:38.228								
9	34.553	142.5	30.614	121.9	31.601	179.1	1:36.768								



Weather/Track: Cloud/Dry

Circuit Length - 3.636 kilometres
Circuit Paul Armagnac
Nogaro, France

Printed at 16:28, Saturday, 04 October, 2008

© MST Systems Ltd, 2005 (www.mstworld.com)

Page 2

THP Spider Cup

Race 1 - Sector Analysis Report

Lap S1 Time S1 Spd S2 Time S2 Spd S3 Time S3 Spd Lap Time Pit Lap S1 Time S1 Spd S2 Time S2 Spd S3 Time S3 Spd Lap Time Pit

16 QUINIOU						FRA		JSB							
1	44.475	138.9	32.281	112.9	33.210	170.8	1:49.966	9	36.106	139.4	31.705	115.1	33.021	171.8	1:40.832
2	2:45.835	139.4	32.197	117.8	33.346	171.6	3:51.378	10	36.213	140.7	31.719	114.2	33.257	173.2	1:41.189
3	36.766	140.7	32.278	121.9	34.834	171.8	1:43.878	11	36.222	140.8	31.615	116.4	32.886	172.6	1:40.723
4	36.181	139.1	31.912	112.9	33.149	170.8	1:41.242	12	36.291	141.0	31.514	113.2	33.229	171.3	1:41.034
5	36.105	139.4	31.758	116.5	33.132	170.0	1:40.995	13	36.151	140.1	31.803	111.9	33.134	173.5	1:41.088
6	35.492	140.5	31.480	119.0	32.728	171.3	1:39.700	14	36.380	140.5	32.268	103.8	33.373	174.0	1:42.021
7	36.924	139.8	31.231	118.5	32.762	170.8	1:40.917	15	36.276	141.7	32.619	108.3	33.468	170.0	1:42.363
8	36.136	140.5	31.070	116.8	32.985	172.4	1:40.191								

17 BELTOISE						FRA		Team Lompech							
1	40.809	140.7	31.356	111.9	31.926	176.2	1:44.091	10	34.880	142.3	30.783	114.9	31.484	178.8	1:37.147
2	35.789	141.0	32.172	114.3	31.985	177.6	1:39.946	11	34.688	141.7	30.885	114.6	31.823	177.1	1:37.396
3	35.331	140.5	30.966	115.1	31.825	178.5	1:38.122	12	34.795	141.9	30.689	115.5	31.713	176.8	1:37.197
4	35.484	141.4	30.928	114.8	31.861	172.4	1:38.273	13	34.886	142.3	30.981	116.6	31.736	178.2	1:37.603
5	34.960	141.9	30.737	114.7	31.528	177.3	1:37.225	14	35.000	141.7	30.832	114.2	31.809	177.9	1:37.641
6	34.704	142.3	30.802	113.6	31.700	177.9	1:37.206	15	34.718	142.6	39.288	109.6	32.950	177.3	1:46.956
7	34.971	141.7	30.720	114.7	31.614	178.2	1:37.305	16	35.362	142.8	30.888	115.8	31.887	163.2	1:38.137
8	35.169	140.7	30.878	115.8	31.673	176.5	1:37.720								
9	34.798	141.4	30.612	115.2	31.745	179.4	1:37.155								

18 SCIABBARRASI						FRA		Sciabbarrasi Competition							
1	42.461	141.7	31.168	117.5	32.594	174.8	1:46.223	10	34.700	141.9	30.560	120.9	31.769	176.8	1:37.029
2	35.749	134.7	31.117	118.5	32.274	176.8	1:39.140	11	34.574	141.7	30.877	119.8	31.812	177.1	1:37.263
3	35.306	142.5	31.015	119.4	32.275	177.1	1:38.596	12	35.514	142.6	30.847	120.3	33.126	175.7	1:39.487
4	34.967	141.0	31.227	118.8	32.000	175.7	1:38.194	13	35.106	142.5	30.998	118.8	32.094	177.6	1:38.198
5	34.813	141.6	30.708	118.8	32.082	176.2	1:37.603	14	34.918	140.5	31.044	119.8	31.972	176.8	1:37.934
6	34.707	142.3	30.640	121.4	31.753	177.9	1:37.100	15	34.692	142.8	31.465	120.6	32.220	176.8	1:38.377
7	35.032	141.2	30.658	120.1	32.028	177.1	1:37.718	16	35.236	141.4	30.816	119.3	32.349	174.3	1:38.401
8	34.894	141.4	30.783	121.0	31.824	175.7	1:37.501								
9	34.780	141.0	30.600	120.1	31.900	177.9	1:37.280								

19 CHAUDOIN						FRA		RBA Sport							
1	45.829	135.2	32.318	113.9	52.670	144.4	2:10.817	10	36.343	137.5	31.826	111.2	32.622	174.0	1:40.791
2	37.740	135.5	32.259	114.6	32.704	170.2	1:42.703	11	36.327	138.0	32.046	111.3	32.785	173.7	1:41.158
3	36.565	135.7	31.953	114.8	33.083	171.8	1:41.601	12	36.328	139.4	31.638	115.7	32.671	174.3	1:40.637
4	36.688	138.7	32.343	114.6	33.086	171.0	1:42.117	13	36.442	139.1	32.021	116.6	32.880	172.6	1:41.343
5	36.820	136.8	32.007	117.1	32.841	171.6	1:41.668	14	36.237	138.9	31.660	121.4	32.429	173.2	1:40.326
6	36.614	134.3	31.956	115.3	32.607	172.4	1:41.177	15	36.172	139.8	31.836	115.4	32.774	173.2	1:40.782
7	36.500	136.7	31.514	117.8	32.812	173.5	1:40.826	16	36.839	139.1	32.033	113.2	33.284	170.8	1:42.156
8	36.821	137.2	31.463	117.0	32.449	174.3	1:40.733								
9	36.360	136.7	31.469	115.5	33.001	171.0	1:40.830								



Weather/Track: Cloud/Dry

Circuit Length - 3.636 kilometres
Circuit Paul Armagnac
Nogaro, France

Printed at 16:28, Saturday, 04 October, 2008

© MST Systems Ltd, 2005 (www.mstworld.com)

Page 3

THP Spider Cup

Race 1 - Sector Analysis Report

Lap S1 Time S1 Spd S2 Time S2 Spd S3 Time S3 Spd Lap Time Pit Lap S1 Time S1 Spd S2 Time S2 Spd S3 Time S3 Spd Lap Time Pit

20 MIGINAC

FRA

Team Lompech

1	46.331	139.9	32.651	107.2	35.293	164.9	1:54.275	10	35.795	140.8	31.369	112.2	32.394	177.6	1:39.558
2	38.493	140.8	32.081	109.5	33.244	173.7	1:43.818	11	35.393	140.7	31.582	112.7	32.384	176.8	1:39.359
3	36.345	140.1	31.749	111.8	32.944	173.2	1:41.038	12	35.628	139.8	31.805	109.8	32.298	175.9	1:39.731
4	35.960	140.8	31.598	111.7	32.567	175.7	1:40.125	13	35.394	140.5	31.440	108.7	32.650	176.8	1:39.484
5	35.827	140.7	31.322	114.3	32.667	176.8	1:39.816	14	36.442	142.5	31.714	110.6	32.335	175.9	1:40.491
6	35.812	139.9	31.995	111.8	32.541	175.4	1:40.348	15	35.744	141.2	32.709	108.0	32.617	174.5	1:41.070
7	35.668	140.7	31.321	110.6	32.557	176.5	1:39.546	16	35.427	140.5	32.242	104.9	33.199	175.7	1:40.868
8	35.751	141.6	31.410	110.4	32.418	176.5	1:39.579								
9	35.512	141.0	31.668	109.3	32.606	177.1	1:39.786								

22 BRY

FRA

RBA Sport

1	43.941	140.7	32.460	110.3	33.139	171.6	1:49.540	10	35.947	141.2	31.356	112.5	32.470	174.0	1:39.773
2	35.951	139.8	31.798	110.3	32.810	173.7	1:40.559	11	36.266	140.8	31.411	111.6	32.242	174.0	1:39.919
3	37.308	139.6	31.606	115.3	32.978	170.8	1:41.892	12	36.288	140.8	31.170	112.1	32.192	174.5	1:39.650
4	36.807	140.1	31.432	112.2	33.086	172.4	1:41.325	13	35.818	141.4	31.752	109.1	32.536	175.7	1:40.106
5	36.255	140.7	31.530	113.5	32.931	172.6	1:40.716	14	36.273	142.5	31.434	112.6	32.616	171.3	1:40.323
6	36.632	140.7	31.487	113.3	32.756	173.2	1:40.875	15	36.300	138.5	39.870	90.9	34.763	166.9	1:50.933
7	36.507	140.8	31.560	113.4	33.028	172.4	1:41.095	16	38.356	137.9	33.267	102.1	34.685	142.9	1:46.308
8	36.516	140.3	31.370	113.9	32.506	174.0	1:40.392								
9	35.936	140.3	31.298	114.2	32.528	173.5	1:39.762								

29 RAMBURE

FRA

Pour Briche

1	40.225	138.7	31.268	120.3	32.008	173.5	1:43.501	10	35.038	141.4	30.575	119.4	31.505	177.9	1:37.118
2	36.151	140.1	31.789	119.3	31.956	177.3	1:39.896	11	34.768	141.6	30.802	118.9	31.686	177.1	1:37.256
3	35.740	141.0	30.853	121.0	31.947	177.1	1:38.540	12	35.017	141.6	30.509	121.0	31.544	178.8	1:37.070
4	35.498	141.0	30.751	122.1	31.725	178.2	1:37.974	13	35.193	141.4	30.884	121.4	31.700	177.9	1:37.777
5	34.835	141.4	30.682	123.2	31.612	178.5	1:37.129	14	35.106	140.8	30.783	119.0	31.569	177.1	1:37.458
6	35.113	141.7	30.731	119.6	31.602	178.2	1:37.446	15	35.113	140.3	39.732	108.8	32.202	177.1	1:47.047
7	35.149	142.5	30.523	121.4	31.774	177.3	1:37.446	16	35.463	141.2	30.883	118.4	31.901	177.6	1:38.247
8	35.202	140.7	30.637	121.5	31.621	178.5	1:37.460								
9	35.011	141.0	30.481	121.5	31.854	177.9	1:37.346								

38 CASTELLI

FRA

Garage Castelli

1	41.572	141.4	31.223	116.5	31.947	176.2	1:44.742	10	34.884	141.7	30.672	120.6	31.564	177.9	1:37.120
2	35.380	142.1	30.918	120.0	31.992	177.9	1:38.290	11	34.892	141.0	30.982	120.7	31.773	177.9	1:37.647
3	34.961	141.7	30.739	124.8	31.574	176.5	1:37.274	12	34.704	141.7	30.863	125.1	31.530	178.5	1:37.097
4	34.357	141.9	31.381	115.1	31.548	177.3	1:37.286	13	34.760	141.4	30.805	124.6	31.553	178.2	1:37.118
5	34.587	141.9	30.723	122.8	31.771	172.4	1:37.081	14	34.783	141.0	30.775	123.4	31.349	177.6	1:36.907
6	34.669	141.6	31.132	117.0	31.568	178.5	1:37.369	15	34.809	141.6	31.008	121.3	31.630	177.3	1:37.447
7	34.924	140.1	30.861	125.0	31.494	177.9	1:37.279	16	35.165	141.6	31.022	122.8	31.912	175.1	1:38.099
8	35.066	142.3	30.650	123.4	31.550	177.3	1:37.266								
9	34.836	140.8	30.744	123.0	31.637	177.6	1:37.217								



Weather/Track: Cloud/Dry

Circuit Length - 3.636 kilometres
Circuit Paul Armagnac
Nogaro, France

Printed at 16:28, Saturday, 04 October, 2008

© MST Systems Ltd, 2005 (www.mstworld.com)

Page 4

THP Spider Cup

Race 1 - Sector Analysis Report

Lap S1 Time S1 Spd S2 Time S2 Spd S3 Time S3 Spd Lap Time Pit Lap S1 Time S1 Spd S2 Time S2 Spd S3 Time S3 Spd Lap Time Pit

51 MOULTON							GBR		Southgate Motorsport						
1	41.941	141.7	31.378	114.9	32.293	176.2	1:45.612	10	34.945	142.5	30.640	117.5	31.743	177.9	1:37.328
2	35.469	139.9	31.275	114.5	32.533	175.9	1:39.277	11	34.844	142.3	30.675	116.5	31.447	180.2	1:36.966
3	35.459	139.9	31.035	113.8	31.848	178.2	1:38.342	12	34.851	141.9	30.839	120.1	31.560	178.8	1:37.250
4	35.211	141.9	32.332	116.4	32.115	178.2	1:39.658	13	34.877	142.3	30.668	117.5	31.477	175.1	1:37.022
5	35.091	141.0	30.811	118.9	31.513	179.1	1:37.415	14	34.840	142.3	31.719	112.2	31.710	179.4	1:38.269
6	34.734	142.1	30.789	116.9	31.598	179.7	1:37.121	15	35.128	142.6	31.520	117.5	31.735	177.9	1:38.383
7	34.928	142.1	30.645	117.3	31.796	177.9	1:37.369	16	34.944	142.1	30.791	116.9	31.812	177.6	1:37.547
8	35.143	141.4	30.748	114.9	31.756	179.7	1:37.647								
9	34.996	141.2	30.707	117.0	31.541	179.1	1:37.244								

92 EBONG							FRA		Seven Racing						
1	46.676	137.5	33.008	116.0	35.001	161.1	1:54.685	10	35.557	139.4	31.349	116.3	32.436	172.1	1:39.342
2	37.606	139.2	31.343	117.0	32.680	170.8	1:41.629	11	35.572	139.9	31.269	117.9	31.896	174.8	1:38.737
3	36.401	137.9	31.066	117.6	32.746	171.8	1:40.213	12	36.430	138.7	31.207	119.2	32.268	172.6	1:39.905
4	36.706	139.9	31.474	115.7	32.894	170.2	1:41.074	13	35.721	139.6	31.468	108.7	32.546	173.7	1:39.735
5	36.172	138.5	31.764	115.8	32.831	173.5	1:40.767	14	37.092	138.4	31.418	118.7	31.879	174.0	1:40.389
6	36.255	138.7	31.282	116.0	32.449	172.6	1:39.986	15	36.068	139.1	1:16.009	97.2	33.171	171.0	2:25.248
7	36.132	138.2	31.108	114.9	32.344	174.8	1:39.584	16	37.003	134.0	32.733	110.4	35.933	127.1	1:45.669
8	36.034	138.9	31.199	116.0	32.228	174.5	1:39.461								
9	36.368	136.3	31.683	115.8	32.655	174.0	1:40.706								



Weather/Track: Cloud/Dry

Circuit Length - 3.636 kilometres
Circuit Paul Armagnac
Nogaro, France

Printed at 16:28, Saturday, 04 October, 2008

© MST Systems Ltd, 2005 (www.mstworld.com)

Page 5

THP Spider Cup

Race 1 - Best Sector Speeds Report

SECTOR 1				SECTOR 2				SECTOR 3				
POS	NO	NAME	SPEED	LAP	NO	NAME	SPEED	LAP	NO	NAME	SPEED	LAP
1	3	BROGGI	143.8	14	38	CASTELLI	125.1	12	51	MOULTON	180.2	11
2	15	POUGET	143.2	7	15	POUGET	124.0	15	3	BROGGI	180.0	12
3	8	GUILVERT	143.0	10	12	ALBOUY	123.6	11	15	POUGET	179.7	7
4	17	BELTOISE	142.8	16	29	RAMBURE	123.2	5	17	BELTOISE	179.4	9
5	18	SCIABBARRA	142.8	15	2	BRICHE	123.0	13	8	GUILVERT	179.1	8
6	4	FREYMUTH	142.6	15	8	GUILVERT	122.9	7	12	ALBOUY	179.1	10
7	51	MOULTON	142.6	15	4	FREYMUTH	122.8	5	29	RAMBURE	178.8	12
8	12	ALBOUY	142.5	11	16	QUINIOU	121.9	3	38	CASTELLI	178.5	6
9	20	MIGINAC	142.5	14	18	SCIABBARRA	121.4	6	2	BRICHE	178.2	4
10	22	BRY	142.5	14	19	CHAUDOIN	121.4	14	18	SCIABBARRA	177.9	6
11	29	RAMBURE	142.5	7	51	MOULTON	120.1	12	20	MIGINAC	177.6	10
12	2	BRICHE	142.3	16	3	BROGGI	119.4	5	11	GARY	177.1	7
13	38	CASTELLI	142.3	8	92	EBONG	119.2	12	4	FREYMUTH	176.5	10
14	16	QUINIOU	141.7	15	11	GARY	118.3	7	10	MARTIN	175.7	10
15	11	GARY	141.2	15	17	BELTOISE	116.6	13	22	BRY	175.7	13
16	10	MARTIN	141.0	9	10	MARTIN	115.7	9	92	EBONG	174.8	7
17	92	EBONG	139.9	4	22	BRY	115.3	3	19	CHAUDOIN	174.3	8
18	19	CHAUDOIN	139.8	15	20	MIGINAC	114.3	5	16	QUINIOU	174.0	14



Weather/Track: Cloud/Dry



Circuit Length - 3.636 kilometres
Circuit Paul Armagnac
Nogaro, France

THP Spider Cup

Race 1 - Best Sector Times Report

POS	SECTOR 1			SECTOR 2			SECTOR 3			NO	NAME	IDEAL/BEST LAP COMPARISON			DIFF
	NO	TIME	LAP	NO	TIME	LAP	NO	TIME	LAP			IDEAL	BEST	LAP	
1	8	34.052	16	8	30.442	16	8	31.241	13	8	GUILVERT	1:35.735	1:35.831	16	+ 0.096
2	38	34.357	4	29	30.481	9	38	31.349	14	38	CASTELLI	1:36.356	1:36.907	14	+ 0.551
3	2	34.491	9	18	30.560	10	15	31.369	15	15	POUGET	1:36.463	1:36.479	16	+ 0.016
4	15	34.505	16	15	30.589	16	51	31.447	11	29	RAMBURE	1:36.754	1:37.070	12	+ 0.316
5	18	34.574	11	12	30.600	7	17	31.484	10	17	BELTOISE	1:36.784	1:37.147	10	+ 0.363
6	12	34.655	7	17	30.612	9	29	31.505	10	12	ALBOUY	1:36.811	1:36.811	7	+ 0.000
7	17	34.688	11	51	30.640	10	12	31.556	7	51	MOULTON	1:36.821	1:36.966	11	+ 0.145
8	51	34.734	6	38	30.650	8	2	31.719	9	18	SCIABBARR	1:36.887	1:37.029	10	+ 0.142
9	29	34.768	11	2	30.704	10	18	31.753	6	2	BRICHE	1:36.914	1:37.007	9	+ 0.093
10	11	35.186	15	3	30.904	5	92	31.879	14	11	GARY	1:38.298	1:38.694	10	+ 0.396
11	4	35.374	11	4	31.049	10	11	32.051	10	92	EBONG	1:38.502	1:38.737	11	+ 0.235
12	20	35.393	11	11	31.061	16	4	32.086	10	4	FREYMUTH	1:38.509	1:38.642	10	+ 0.133
13	3	35.415	16	92	31.066	3	22	32.192	12	3	BROGGI	1:38.540	1:39.313	13	+ 0.773
14	16	35.492	6	16	31.070	8	3	32.221	14	20	MIGINAC	1:39.012	1:39.359	11	+ 0.347
15	92	35.557	10	22	31.170	12	10	32.242	10	22	BRY	1:39.180	1:39.650	12	+ 0.470
16	10	35.639	13	20	31.321	7	20	32.298	12	10	MARTIN	1:39.283	1:39.659	9	+ 0.376
17	22	35.818	13	10	31.402	8	19	32.429	14	16	QUINIOU	1:39.290	1:39.700	6	+ 0.410
18	19	36.172	15	19	31.463	8	16	32.728	6	19	CHAUDOIN	1:40.064	1:40.326	14	+ 0.262

'Perfect Lap' - 1:35.735



Weather/Track: Cloud/Dry



Circuit Length - 3.636 kilometres
Circuit Paul Armagnac
Nogaro, France

THP Spider Cup RACE 1 - LAP CHART

Lap 1			Lap 2			Lap 3			Lap 4			Lap 5		
No	Behind	Laptime	No	Behind	Laptime	No	Behind	Laptime	No	Behind	Laptime	No	Behind	Laptime
29		1:43.501	2		1:38.900	38		1:37.274	38		1:37.286	38		1:37.081
2	0.280	1:43.781	38	0.351	1:38.290	2	0.889	1:38.514	2	1.279	1:37.676	2	1.485	1:37.287
17	0.590	1:44.091	29	0.716	1:39.896	29	1.631	1:38.540	29	2.319	1:37.974	29	2.367	1:37.129
38	1.241	1:44.742	17	1.356	1:39.946	17	1.853	1:38.122	17	2.840	1:38.273	17	2.984	1:37.225
15	1.812	1:45.313	15	1.693	1:39.061	15	2.188	1:38.120	15	3.085	1:38.183	15	3.348	1:37.344
51	2.111	1:45.612	51	2.208	1:39.277	51	2.925	1:38.342	18	4.561	1:38.194	18	5.083	1:37.603
18	2.722	1:46.223	18	2.682	1:39.140	18	3.653	1:38.596	51	5.297	1:39.658	51	5.631	1:37.415
12	2.898	1:46.399	12	2.906	1:39.188	12	4.043	1:38.762	12	5.630	1:38.873	12	6.769	1:38.220
4	4.434	1:47.935	4	5.408	1:40.154	4	8.101	1:40.318	4	11.635	1:40.820	8	11.230	1:36.609
22	6.039	1:49.540	22	7.418	1:40.559	22	11.685	1:41.892	8	11.702	1:37.304	4	14.405	1:39.851
16	6.465	1:49.966	8	11.962	1:43.696	8	11.684	1:37.347	22	15.724	1:41.325	22	19.359	1:40.716
10	6.909	1:50.410	92	13.633	1:41.629	92	16.221	1:40.213	92	20.009	1:41.074	92	23.695	1:40.767
8	7.446	1:50.947	20	15.412	1:43.818	20	18.825	1:41.038	20	21.664	1:40.125	20	24.399	1:39.816
20	10.774	1:54.275	3	15.734	1:43.728	3	19.228	1:41.119	3	22.363	1:40.421	3	24.990	1:39.708
3	11.186	1:54.687	11	16.204	1:43.660	11	20.019	1:41.440	10	38.245	1:54.782	10	41.372	1:40.208
92	11.184	1:54.685	10	16.553	1:48.824	10	20.749	1:41.821	19	39.646	1:42.117	19	44.233	1:41.668
11	11.724	1:55.225	19	30.839	1:42.703	19	34.815	1:41.601	16	1 LAP	1:43.878	16	1 LAP	1:41.242
19	27.316	2:10.817				16	1 LAP	3:51.378	11	49.718	2:06.985	11	53.649	1:41.012

Weather/Track: Cloud/Dry

www.mstworld.com

Page 1 of 4

Nogaro
Circuit Length = 3.6360 km.
Start: 15:57 End: 16:23

Printed - 16:27 Saturday, 04 October 2008

**THP Spider Cup
RACE 1 - LAP CHART**

(contd.)

Lap 6			Lap 7			Lap 8			Lap 9			Lap 10		
No	Behind	Laptime	No	Behind	Laptime	No	Behind	Laptime	No	Behind	Laptime	No	Behind	Laptime
38		1:37.369	38		1:37.279	38		1:37.266	38		1:37.217	38		1:37.120
2	1.627	1:37.511	2	1.604	1:37.256	2	1.447	1:37.109	2	1.237	1:37.007	2	1.300	1:37.183
29	2.444	1:37.446	29	2.611	1:37.446	29	2.805	1:37.460	29	2.934	1:37.346	29	2.932	1:37.118
17	2.821	1:37.206	17	2.847	1:37.305	17	3.301	1:37.720	17	3.239	1:37.155	17	3.266	1:37.147
15	3.411	1:37.432	15	3.084	1:36.952	15	4.046	1:38.228	15	3.597	1:36.768	15	3.547	1:37.070
18	4.814	1:37.100	18	5.253	1:37.718	18	5.488	1:37.501	18	5.551	1:37.280	18	5.460	1:37.029
51	5.383	1:37.121	51	5.473	1:37.369	51	5.854	1:37.647	51	5.881	1:37.244	51	6.089	1:37.328
12	7.129	1:37.729	12	6.661	1:36.811	12	6.733	1:37.338	12	7.777	1:38.261	8	7.740	1:36.866
8	10.271	1:36.410	8	8.827	1:35.835	8	7.459	1:35.898	8	7.994	1:37.752	12	8.560	1:37.903
4	17.095	1:40.059	4	19.727	1:39.911	4	22.166	1:39.705	4	24.761	1:39.812	4	26.283	1:38.642
22	22.865	1:40.875	22	26.681	1:41.095	22	29.807	1:40.392	22	32.352	1:39.762	22	35.005	1:39.773
92	26.312	1:39.986	92	28.617	1:39.584	92	30.812	1:39.461	92	34.301	1:40.706	92	36.523	1:39.342
20	27.378	1:40.348	20	29.645	1:39.546	20	31.958	1:39.579	20	34.527	1:39.786	20	36.965	1:39.558
3	27.808	1:40.187	3	29.932	1:39.403	3	32.647	1:39.981	3	35.003	1:39.573	3	37.338	1:39.455
10	44.117	1:40.114	10	47.224	1:40.386	10	49.902	1:39.944	10	52.344	1:39.659	10	54.891	1:39.667
19	48.041	1:41.177	19	51.588	1:40.826	19	55.055	1:40.733	19	58.668	1:40.830	19	1:02.339	1:40.791
16	1 LAP	1:40.995	16	1 LAP	1:39.700	11	1:00.132	1:39.374	11	1:01.642	1:38.727	11	1:03.216	1:38.694
11	56.009	1:39.729	11	58.024	1:39.294	16	1 LAP	1:40.917	16	1 LAP	1:40.191	16	1 LAP	1:40.832

Weather/Track: Cloud/Dry

www.mstworld.com

Page 2 of 4

Nogaro
Circuit Length = 3.6360 km.
Start: 15:57 End: 16:23

Printed - 16:27 Saturday, 04 October 2008

**THP Spider Cup
RACE 1 - LAP CHART**

(contd.)

Lap 11			Lap 12			Lap 13			Lap 14			Lap 15		
No	Behind	Laptime	No	Behind	Laptime	No	Behind	Laptime	No	Behind	Laptime	No	Behind	Laptime
38		1:37.647	38		1:37.097	38		1:37.118	38		1:36.907	38		1:37.447
2	1.024	1:37.371	2	1.205	1:37.278	2	1.612	1:37.525	2	1.986	1:37.281	2	2.055	1:37.516
29	2.541	1:37.256	29	2.514	1:37.070	29	3.173	1:37.777	29	3.724	1:37.458	15	4.433	1:37.169
17	3.015	1:37.396	17	3.115	1:37.197	17	3.600	1:37.603	17	4.334	1:37.641	8	6.344	1:37.758
15	3.423	1:37.523	15	3.376	1:37.050	15	3.954	1:37.696	15	4.711	1:37.664	51	7.763	1:38.383
18	5.076	1:37.263	51	5.561	1:37.250	51	5.465	1:37.022	8	6.033	1:37.156	18	10.503	1:38.377
51	5.408	1:36.966	8	6.869	1:37.020	8	5.784	1:36.033	51	6.827	1:38.269	12	12.046	1:38.001
8	6.946	1:36.853	18	7.466	1:39.487	18	8.546	1:38.198	18	9.573	1:37.934	29	13.324	1:47.047
12	8.717	1:37.804	12	9.221	1:37.601	12	10.407	1:38.304	12	11.492	1:37.992	17	13.843	1:46.956
4	28.039	1:39.403	4	30.071	1:39.129	4	32.648	1:39.695	4	34.695	1:38.954	4	36.919	1:39.671
22	37.277	1:39.919	22	39.830	1:39.650	22	42.818	1:40.106	22	46.234	1:40.323	20	50.884	1:41.070
92	37.613	1:38.737	92	40.421	1:39.905	92	43.038	1:39.735	92	46.520	1:40.389	3	51.705	1:41.467
20	38.677	1:39.359	20	41.311	1:39.731	20	43.677	1:39.484	20	47.261	1:40.491	22	59.720	1:50.933
3	39.192	1:39.501	3	41.909	1:39.814	3	44.104	1:39.313	3	47.685	1:40.488	10	1:08.897	1:40.003
10	57.999	1:40.755	10	1:00.915	1:40.013	10	1:03.589	1:39.792	10	1:06.341	1:39.659	11	1:12.753	1:38.905
11	1:05.117	1:39.548	11	1:07.017	1:38.997	11	1:09.031	1:39.132	11	1:11.295	1:39.171	19	1:20.369	1:40.782
19	1:05.850	1:41.158	19	1:09.390	1:40.637	19	1:13.615	1:41.343	19	1:17.034	1:40.326	16	1 LAP	1:42.021
16	1 LAP	1:41.189	16	1 LAP	1:40.723	16	1 LAP	1:41.034	16	1 LAP	1:41.088	92	1:34.321	2:25.248

Weather/Track: Cloud/Dry

**THP Spider Cup
RACE 1 - LAP CHART**

(contd.)


Lap 16			Lap 17			Lap 18			Lap 19			Lap 20		
No	Behind	Laptime	No	Behind	Laptime	No	Behind	Laptime	No	Behind	Laptime	No	Behind	Laptime
38		1:38.099												
2	2.065	1:38.109												
15	2.813	1:36.479												
8	4.076	1:35.831												
51	7.211	1:37.547												
18	10.805	1:38.401												
12	12.044	1:38.097												
29	13.472	1:38.247												
17	13.881	1:38.137												
4	40.073	1:41.253												
3	53.263	1:39.657												
20	53.653	1:40.868												
22	1:07.929	1:46.308												
10	1:10.828	1:40.030												
11	1:13.459	1:38.805												
19	1:24.426	1:42.156												
16	1 LAP	1:42.363												
92	1:41.891	1:45.669												

Weather/Track: Cloud/Dry

THP Spider Cup

GRID FOR RACE 2 - AMENDED

ROW 9	92	EBONG	8	GUILVERT
ROW 8	10	MARTIN	20	MIGINAC
ROW 7	11	GARY	19	CHAUDOIN
ROW 6	16	QUINIOU	3	BROGGI
ROW 5	4	FREYMUTH	22	BRY
ROW 4	51	MOULTON	18	SCIABBARRASI
ROW 3	15	POUGET	12	ALBOUY
ROW 2	38	CASTELLI	29	RAMBURE
ROW 1	17	BELTOISE	2	BRICHE
		POLE		



Car 6 removed, ref. Decision des Commissaires Sportifs No.1.
Weather/Track: Cloud/Dry

Nogaro
Circuit Length = 3.6360 km.
Start: 15:00 End: 15:20

Race Director:	Steward:	Timekeeper:
----------------	----------	-------------

THP Spider Cup RACE 2 - CLASSIFICATION

POS	NO	CL	DRIVER	NAT	CAR	TIME	LAPS	GAP	KPH	BEST
1	51		Simon MOULTON	GBR	Southgate Motorsport	26:12.518	16		133.18	1:37.061
2	38		Gael CASTELLI	FRA	Garage Castelli	26:13.259	16	0.741	133.12	1:37.341
3	12		Alexandre ALBOUY	FRA	GPA Racing	26:14.959	16	2.441	132.97	1:37.058
4	15		David POUGET	FRA	GPA Racing	26:18.162	16	5.644	132.70	1:37.219
5	18		Marcel SCIABBARRASI	FRA	Sciabbarrasi Competition	26:20.426	16	7.908	132.51	1:37.591
6	17		Julien BELTOISE	FRA	Team Lompech	26:26.436	16	13.918	132.01	1:37.626
7	4		Oliver FREYMUTH	GER	AKF Motorsport	26:44.141	16	31.623	130.55	1:38.803
8	8		Gregory GUILVERT	FRA	Team Lompech	26:45.779	16	33.261	130.42	1:37.129
9	22		Frederic BRY	FRA	RBA Sport	26:45.954	16	33.436	130.41	1:38.825
10	3		Marlene BROGGI	FRA	JSB	26:47.083	16	34.565	130.31	1:38.427
11	16		Corentine QUINIOU	FRA	JSB	26:54.634	16	42.116	129.71	1:39.450
12	20		Jean Charles MIGINAC	FRA	Team Lompech	26:54.948	16	42.430	129.68	1:38.910
13	92		Christian EBONG	FRA	Seven Racing	27:15.491	16	1:02.973	128.05	1:39.889
14	11		Pierre GARY	GBR	Peugeot Sport	27:25.339	16	1:12.821	127.28	1:39.236
15	19		Patrice CHAUDOIN	FRA	RBA Sport	23:35.272	14	2 LAPS	129.48	1:39.333

NOT CLASSIFIED

2			Julien BRICHE	FRA	JSB	11:53.693	7	D.N.F.	128.38	1:37.426
29			Alexandre RAMBURE	FRA	Pour Briche	11:58.509	7	D.N.F.	127.52	1:38.129
10			Olivier MARTIN	FRA	Lompech	1:52.346	1	D.N.F.	116.51	1:52.346

FASTEST LAP

12			Alexandre ALBOUY		GPA Racing	1:37.058	5	134.86kph	83.80mph	
----	--	--	------------------	--	------------	----------	---	-----------	----------	--

Weather/Track: Sun/Dry

Nogaro
Circuit Length = 3.6360 km.
Start: 15:40 End: 16:06

Race Director:	Steward:	Timekeeper:
----------------	----------	-------------

THP Spider Cup

Race 2 - Sector Analysis Report

Lap S1 Time S1 Spd S2 Time S2 Spd S3 Time S3 Spd Lap Time Pit Lap S1 Time S1 Spd S2 Time S2 Spd S3 Time S3 Spd Lap Time Pit

2 BRICHE						FRA		JSB							
1	39.867	139.6	31.188	119.0	31.913	174.8	1:42.968	5	34.806	141.7	31.028	120.9	31.883	176.2	1:37.717
2	34.854	140.1	31.062	119.2	31.814	175.7	1:37.730	6	34.747	140.5	30.945	119.6	31.734	177.1	1:37.426
3	34.687	140.5	31.170	121.5	31.902	175.7	1:37.759	7	37.109	136.7	37.997	81.9	47.366		2:02.472 Pit
4	34.765	140.5	31.008	118.9	31.848	176.5	1:37.621								

3 BROGGI						FRA		JSB							
1	44.872	140.8	31.813	113.8	32.964	172.9	1:49.649	10	35.805	142.1	31.288	116.3	32.619	175.9	1:39.712
2	36.227	141.6	31.398	116.0	33.328	172.4	1:40.953	11	35.266	143.0	30.693	118.3	32.468	178.5	1:38.427
3	36.135	141.6	31.537	115.9	32.778	173.7	1:40.450	12	35.628	141.7	31.181	118.0	32.326	177.9	1:39.135
4	36.197	140.8	31.334	117.6	32.625	177.1	1:40.156	13	35.671	142.8	31.349	118.3	32.406	174.0	1:39.426
5	35.808	142.1	30.906	114.9	32.764	177.1	1:39.478	14	36.100	142.3	31.301	120.3	32.609	177.1	1:40.010
6	35.650	141.7	31.293	117.3	32.401	178.2	1:39.344	15	35.642	141.0	31.565	115.4	32.661	174.3	1:39.868
7	35.906	143.0	31.104	118.0	33.928	164.9	1:40.938	16	35.868	142.1	31.171	116.4	32.675	174.8	1:39.714
8	36.664	141.2	31.482	116.6	32.578	177.6	1:40.724								
9	35.424	142.6	30.996	115.7	32.679	177.6	1:39.099								

4 FREYMUTH						GER		AKF Motorsport							
1	43.008	139.2	31.495	118.1	32.885	172.6	1:47.388	10	35.476	140.8	31.056	115.9	32.522	172.1	1:39.054
2	36.250	140.3	31.319	123.4	32.868	172.9	1:40.437	11	35.505	141.2	30.922	120.2	32.376	174.8	1:38.803
3	35.699	139.9	31.752	116.0	32.481	173.7	1:39.932	12	35.222	140.3	31.224	116.2	32.509	173.2	1:38.955
4	35.178	140.8	32.130	118.1	32.939	172.4	1:40.247	13	35.696	140.8	31.075	119.3	32.499	172.9	1:39.270
5	35.814	139.2	31.190	121.3	32.752	170.5	1:39.756	14	35.385	140.7	31.100	112.7	32.460	172.4	1:38.945
6	35.671	140.3	31.110	118.1	32.701	173.2	1:39.482	15	35.544	139.6	31.164	120.0	32.242	174.0	1:38.950
7	35.419	141.4	31.156	119.4	36.470	160.8	1:43.045	16	35.805	138.7	31.317	110.2	33.864	164.9	1:40.986
8	36.074	139.8	31.107	121.5	32.373	172.9	1:39.554								
9	36.038	139.6	31.086	119.7	32.213	171.8	1:39.337								

8 GUILVERT						FRA		Team Lompech							
1	45.468	140.8	31.996	114.1	32.804	172.1	1:50.268	10	34.585	140.3	30.864	119.7	31.768	173.5	1:37.217
2	35.880	139.9	31.391	115.8	32.286	172.9	1:39.557	11	34.512	141.2	30.872	119.2	31.807	173.5	1:37.191
3	35.675	138.4	31.132	120.5	32.053	173.7	1:38.860	12	34.453	139.8	30.791	120.3	31.885	174.0	1:37.129
4	34.630	139.4	31.515	116.0	32.236	172.9	1:38.381	13	35.343	126.5	33.567	112.4	33.929	155.4	1:42.839
5	34.541	139.1	30.967	121.3	31.908	172.4	1:37.416	14	36.257	124.8	33.750	111.8	34.211	154.5	1:44.218
6	35.035	138.9	30.845	120.9	32.016	173.2	1:37.896	15	36.411	124.0	33.742	112.1	34.255	153.7	1:44.408
7	35.451	139.6	31.591	116.0	33.312	172.1	1:40.354	16	36.442	124.0	33.702	112.7	34.730	152.0	1:44.874
8	34.587	139.4	31.064	117.8	31.926	173.2	1:37.577								
9	34.909	139.2	30.940	120.7	31.745	172.9	1:37.594								

10 MARTIN						FRA		Lompech							
1	46.014	140.1	32.189	105.0	34.143	166.9	1:52.346								



Weather/Track: Sun/Dry

Circuit Length - 3.636 kilometres
Circuit Paul Armagnac
Nogaro, France

Printed at 16:11, Sunday, 05 October, 2008

© MST Systems Ltd, 2005 (www.mstworld.com)

Page 1

THP Spider Cup

Race 2 - Sector Analysis Report

Lap S1 Time S1 Spd S2 Time S2 Spd S3 Time S3 Spd Lap Time Pit Lap S1 Time S1 Spd S2 Time S2 Spd S3 Time S3 Spd Lap Time Pit

11 GARY GBR Peugeot Sport															
1	45.301	139.1	32.625	111.0	33.505 167.7	1:51.431	10	35.977	137.5	31.604	112.1	32.429	170.2	1:40.010	
2	36.042	138.2	31.525	109.1	32.933	169.2	1:40.500	11	35.579	138.0	31.268	113.4	32.389	170.8	1:39.236
3	36.831	136.7	31.593	117.8	33.021	170.2	1:41.445	12	57.988	135.2	32.226	104.4	33.169	170.5	2:03.383
4	36.099	138.4	31.549	115.9	32.793	169.7	1:40.441	13	36.528	138.0	32.048	112.7	33.117	171.0	1:41.693
5	36.254	137.3	31.731	115.1	32.801	169.2	1:40.786	14	36.484	138.2	32.128	111.1	32.910	171.3	1:41.522
6	36.162	137.0	31.675	113.4	32.456	171.6	1:40.293	15	36.291	138.2	32.012	109.3	33.526	170.8	1:41.829
7	36.311	115.9	32.492	108.5	32.540	170.8	1:41.343	16	36.200	138.4	31.909	112.4	33.009	170.8	1:41.118
8	35.925	136.5	31.638	112.4	32.575	170.8	1:40.138								
9	36.014	137.7	31.702	110.4	32.455	170.2	1:40.171								

12 ALBOUY FRA GPA Racing															
1	41.723	141.2	31.165	119.3	32.230	173.2	1:45.118	10	34.878	140.3	30.809	120.7	31.745	175.7	1:37.432
2	36.191	137.5	31.125	119.3	31.952	175.7	1:39.268	11	34.881	140.5	31.064	122.8	31.934	175.4	1:37.879
3	35.166	140.5	31.268	119.8	32.013	173.7	1:38.447	12	35.043	140.1	30.856	120.6	31.894	174.8	1:37.793
4	35.348	142.1	31.008	118.7	31.691	175.9	1:38.047	13	35.123	140.8	30.984	121.3	31.958	175.4	1:38.065
5	34.572	141.2	30.825	122.2	31.661	175.7	1:37.058	14	35.106	140.1	31.097	119.6	32.079	174.5	1:38.282
6	34.705	141.2	30.932	122.1	31.698	177.1	1:37.335	15	34.958	140.8	30.863	118.9	32.006	175.4	1:37.827
7	35.130	140.3	30.924	121.9	31.819	175.4	1:37.873	16	35.241	140.1	31.251	118.9	32.426	173.2	1:38.918
8	34.903	140.8	31.023	120.2	31.799	175.9	1:37.725								
9	34.970	140.7	30.701	121.9	32.221	175.9	1:37.892								

15 POUGET FRA GPA Racing															
1	44.068	139.4	31.047	123.4	32.411	174.5	1:47.526	10	35.394	141.6	30.802	120.5	32.194	174.8	1:38.390
2	36.379	141.7	31.526	120.5	32.523	174.5	1:40.428	11	35.722	143.4	30.621	123.3	31.429	177.3	1:37.772
3	35.804	140.7	31.068	119.8	31.886	175.9	1:38.758	12	34.951	141.6	30.926	116.6	31.967	175.1	1:37.844
4	34.739	140.8	30.951	123.6	31.558	176.5	1:37.248	13	35.971	140.7	31.220	120.1	31.768	175.7	1:38.959
5	34.890	141.4	30.798	123.6	31.531	174.3	1:37.219	14	35.112	137.9	30.987	120.3	31.577	175.1	1:37.676
6	35.628	142.6	30.706	121.0	31.736	177.1	1:38.070	15	34.912	141.4	30.787	122.5	31.598	177.1	1:37.297
7	35.067	140.5	31.036	114.7	31.830	177.9	1:37.933	16	35.072	141.4	31.052	118.0	31.787	175.1	1:37.911
8	34.957	141.7	30.945	121.1	31.720	175.7	1:37.622								
9	34.929	142.3	30.674	121.4	31.906	176.2	1:37.509								

16 QUINIOU FRA JSB															
1	44.692	138.9	32.461	115.8	32.969	171.3	1:50.122	10	35.843	140.3	31.113	117.9	32.825	172.4	1:39.781
2	36.669	138.0	31.727	114.8	32.401	172.9	1:40.797	11	35.706	139.9	31.269	114.8	33.245	170.5	1:40.220
3	36.713	139.9	31.608	115.9	32.453	172.9	1:40.774	12	36.117	141.4	31.231	115.3	32.735	173.2	1:40.083
4	36.206	139.6	31.415	113.8	32.464	174.0	1:40.085	13	36.251	139.2	31.432	116.4	32.838	171.0	1:40.521
5	35.931	139.6	31.236	119.2	32.283	176.2	1:39.450	14	36.359	141.6	31.738	116.0	32.811	170.2	1:40.908
6	35.905	140.8	31.311	116.9	32.594	174.5	1:39.810	15	36.139	139.6	31.669	118.1	32.848	172.9	1:40.656
7	35.931	139.6	31.153	116.3	33.210	166.6	1:40.294	16	36.352	139.6	31.578	111.9	32.772	171.0	1:40.702
8	37.003	140.1	31.190	110.7	32.719	174.5	1:40.912								
9	35.761	140.8	31.325	116.3	32.433	173.2	1:39.519								



Weather/Track: Sun/Dry

Circuit Length - 3.636 kilometres
Circuit Paul Armagnac
Nogaro, France

Printed at 16:11, Sunday, 05 October, 2008

© MST Systems Ltd, 2005 (www.mstworld.com)

Page 2

THP Spider Cup

Race 2 - Sector Analysis Report

Lap S1 Time S1 Spd S2 Time S2 Spd S3 Time S3 Spd Lap Time Pit Lap S1 Time S1 Spd S2 Time S2 Spd S3 Time S3 Spd Lap Time Pit

17 BELTOISE						FRA Team Lompech									
1	40.387	140.1	31.354	117.5	31.938	175.4	1:43.679	10	35.270	140.8	31.339	112.5	32.413	174.3	1:39.022
2	34.805	141.4	30.962	117.4	31.859	175.1	1:37.626	11	35.655	140.3	31.590	114.9	32.372	173.7	1:39.617
3	35.006	140.7	31.036	117.3	31.859	175.7	1:37.901	12	35.317	140.1	31.164	114.8	32.267	174.3	1:38.748
4	34.886	141.2	31.021	117.4	31.828	175.4	1:37.735	13	36.269	141.7	31.338	111.6	32.263	175.4	1:39.870
5	34.932	141.4	30.914	117.8	32.118	174.5	1:37.964	14	35.339	141.4	31.321	114.3	32.524	174.5	1:39.184
6	35.309	141.4	31.903	115.5	32.158	174.8	1:39.370	15	35.522	141.2	31.192	114.3	32.355	174.8	1:39.069
7	35.197	140.8	32.414	115.9	32.304	173.5	1:39.915	16	35.424	141.7	31.378	114.0	32.589	173.5	1:39.391
8	35.503	139.9	31.222	114.1	32.101	174.0	1:38.826								
9	35.270	141.7	31.121	114.7	32.128	174.3	1:38.519								

18 SCIABBARRASI						FRA Sciabbarrassi Competition									
1	42.477	142.3	31.335	120.0	32.403	174.0	1:46.215	10	35.063	141.4	30.714	119.4	32.088	173.5	1:37.865
2	35.523	141.4	31.102	120.7	32.259	174.5	1:38.884	11	35.342	140.5	30.881	120.1	32.039	175.1	1:38.262
3	35.169	141.7	30.841	121.4	32.551	175.1	1:38.561	12	35.046	141.9	31.014	120.1	31.937	174.8	1:37.997
4	35.761	140.8	30.934	121.1	32.098	176.2	1:38.793	13	36.312	141.4	31.534	118.9	32.277	177.1	1:40.123
5	35.301	142.1	30.826	118.4	32.233	174.5	1:38.360	14	35.262	140.1	30.941	121.7	31.919	176.2	1:38.122
6	35.226	141.4	30.922	117.5	31.933	175.4	1:38.081	15	35.177	140.3	31.015	120.0	31.947	175.7	1:38.139
7	34.964	141.2	30.858	117.9	31.970	176.8	1:37.792	16	35.078	141.2	30.734	121.0	32.133	175.7	1:37.945
8	34.990	141.9	30.854	117.8	31.852	176.8	1:37.696								
9	34.886	141.9	30.744	121.0	31.961	177.6	1:37.591								

19 CHAUDOIN						FRA RBA Sport									
1	46.565	138.4	32.301	114.3	33.778	167.7	1:52.644	9	36.184	138.2	31.544	113.6	32.524	172.6	1:40.252
2	37.892	137.9	31.909	118.8	32.863	170.0	1:42.664	10	35.853	140.5	31.438	115.9	32.184	175.1	1:39.475
3	36.183	139.2	31.574	118.7	32.803	170.2	1:40.560	11	35.870	139.9	31.059	119.8	32.404	174.5	1:39.333
4	36.783	137.7	31.530	116.9	32.742	170.0	1:41.055	12	36.316	139.1	31.315	113.2	32.256	173.2	1:39.887
5	36.585	138.0	31.449	115.4	32.350	172.1	1:40.384	13	36.096	140.3	31.233	118.9	32.277	173.2	1:39.606
6	36.039	138.9	31.128	117.5	32.625	173.2	1:39.792	14	36.133	138.4	31.429	120.2	32.070	174.3	1:39.632
7	35.873	137.5	31.534	114.2	32.258	175.1	1:39.665								
8	35.912	138.7	31.843	117.9	32.568	171.8	1:40.323								

20 MIGINAC						FRA Team Lompech									
1	47.178	139.1	33.375	107.8	33.843	172.6	1:54.396	10	35.678	139.6	31.438	112.4	32.477	174.3	1:39.593
2	36.863	138.7	32.337	112.1	33.103	172.9	1:42.303	11	35.208	141.0	31.399	112.4	32.430	175.1	1:39.037
3	36.226	140.1	31.790	113.2	32.835	173.5	1:40.851	12	36.736	139.4	31.351	114.0	32.453	174.5	1:40.540
4	36.006	139.4	31.627	112.9	32.876	174.0	1:40.509	13	35.302	141.4	31.257	112.7	32.351	175.1	1:38.910
5	36.041	139.1	31.770	113.1	32.787	173.5	1:40.598	14	35.599	141.0	31.722	112.9	32.429	175.9	1:39.750
6	35.665	140.5	31.524	114.1	32.607	174.0	1:39.796	15	35.281	139.6	31.797	111.2	32.465	174.8	1:39.543
7	35.586	139.8	31.582	112.4	32.486	175.4	1:39.654	16	35.246	141.0	31.257	110.6	32.666	175.1	1:39.169
8	35.410	140.1	31.520	113.3	32.584	175.1	1:39.514								
9	36.105	139.4	31.826	111.2	32.854	170.2	1:40.785								



Weather/Track: Sun/Dry

Circuit Length - 3.636 kilometres
Circuit Paul Armagnac
Nogaro, France

THP Spider Cup

Race 2 - Sector Analysis Report

Lap S1 Time S1 Spd S2 Time S2 Spd S3 Time S3 Spd Lap Time Pit Lap S1 Time S1 Spd S2 Time S2 Spd S3 Time S3 Spd Lap Time Pit

22 BRY			FRA			RBA Sport									
1	44.481	136.0	31.851	116.6	32.561	172.1	1:48.893	10	35.480	141.6	31.028	119.7	32.482	172.6	1:38.990
2	35.944	139.4	31.503	116.3	32.744	172.1	1:40.191	11	35.704	140.8	30.932	118.7	32.351	173.5	1:38.987
3	36.955	139.1	31.793	114.6	32.529	171.8	1:41.277	12	35.625	138.5	31.117	116.9	32.220	173.7	1:38.962
4	36.057	140.8	31.346	113.3	32.679	171.6	1:40.082	13	35.348	140.7	30.957	118.5	32.520	174.8	1:38.825
5	35.580	139.8	31.478	116.6	32.432	172.9	1:39.490	14	35.613	140.8	31.197	122.1	32.686	172.9	1:39.496
6	35.658	139.1	31.353	116.4	32.690	172.6	1:39.701	15	35.551	139.8	31.065	117.5	32.578	172.9	1:39.194
7	35.833	140.1	31.257	116.9	33.895	165.2	1:40.985	16	35.856	141.2	31.051	118.8	34.257	160.1	1:41.164
8	36.740	140.5	31.161	120.0	32.387	172.9	1:40.288								
9	35.541	140.8	31.175	117.4	32.713	173.2	1:39.429								

29 RAMBURE			FRA			Pour Briche									
1	41.440	139.8	31.054	121.1	32.299	176.2	1:44.793	5	35.344	139.6	31.049	120.0	31.872	173.5	1:38.265
2	35.513	141.0	30.975	118.3	31.904	176.2	1:38.392	6	35.295	139.8	30.852	121.1	31.982	173.7	1:38.129
3	36.093	139.2	31.192	122.4	32.015	175.4	1:39.300	7	35.559	140.1	32.061	115.9	48.844		1:56.464 Pit
4	35.449	142.3	35.505	115.9	32.212	174.3	1:43.166								

38 CASTELLI			FRA			Garage Castelli									
1	40.733	141.4	31.461	120.6	32.256	174.5	1:44.450	10	34.989	141.0	31.004	121.3	31.736	174.8	1:37.729
2	35.145	141.2	30.930	123.2	31.678	177.1	1:37.753	11	35.190	141.7	30.943	119.4	31.843	175.1	1:37.976
3	35.081	141.4	31.013	121.3	31.799	177.1	1:37.893	12	35.352	140.3	30.859	123.2	31.936	175.1	1:38.147
4	34.924	141.2	30.941	122.8	31.544	177.6	1:37.409	13	35.088	141.6	31.042	122.6	31.699	176.5	1:37.829
5	35.094	140.7	30.949	121.1	31.652	177.6	1:37.695	14	35.052	138.0	31.688	117.1	32.136	176.8	1:38.876
6	35.368	140.3	30.751	124.4	31.677	177.3	1:37.796	15	35.363	142.5	30.956	118.9	31.890	176.8	1:38.209
7	34.837	139.4	30.917	124.0	31.587	177.6	1:37.341	16	35.138	140.1	31.120	118.7	32.117	176.2	1:38.375
8	34.876	139.6	31.367	108.5	31.841	176.8	1:38.084								
9	34.757	141.2	31.077	121.1	31.863	174.3	1:37.697								

51 MOULTON			GBR			Southgate Motorsport									
1	42.142	140.5	31.237	121.4	32.011	177.9	1:45.390	10	34.770	140.7	30.828	121.0	31.725	176.2	1:37.323
2	35.521	139.6	30.976	120.3	31.673	179.4	1:38.170	11	35.023	140.8	30.958	116.0	32.032	176.2	1:38.013
3	35.086	140.3	31.126	119.7	31.877	175.4	1:38.089	12	35.241	140.8	31.042	119.7	31.817	175.9	1:38.100
4	34.754	141.7	31.045	120.5	31.824	175.4	1:37.623	13	35.124	141.2	31.014	117.9	31.786	177.6	1:37.924
5	34.686	140.7	31.011	119.8	31.610	177.9	1:37.307	14	34.813	141.6	31.122	115.4	32.008	175.7	1:37.943
6	34.794	142.6	31.101	115.7	32.009	175.7	1:37.904	15	34.984	140.8	31.019	116.2	31.911	175.7	1:37.914
7	35.258	141.7	31.138	120.7	31.590	176.2	1:37.986	16	35.018	140.7	31.061	114.7	32.177	174.8	1:38.256
8	34.871	141.4	30.985	121.3	31.659	174.8	1:37.515								
9	34.742	141.4	30.837	119.3	31.482	176.5	1:37.061								



Weather/Track: Sun/Dry

Circuit Length - 3.636 kilometres
Circuit Paul Armagnac
Nogaro, France

THP Spider Cup

Race 2 - Sector Analysis Report

Lap	S1 Time	S1 Spd	S2 Time	S2 Spd	S3 Time	S3 Spd	Lap Time	Pit	Lap	S1 Time	S1 Spd	S2 Time	S2 Spd	S3 Time	S3 Spd	Lap Time	Pit
92 EBONG									FRA Seven Racing								
1	54.854	136.5	32.132	110.9	32.706	170.0	1:59.692		10	36.270	138.5	31.171	112.5	32.960	170.0	1:40.401	
2	36.094	138.5	31.377	117.5	32.866	172.1	1:40.337		11	36.598	138.9	31.296	114.0	32.693	171.3	1:40.587	
3	36.444	137.3	31.405	116.4	32.868	170.8	1:40.717		12	36.500	138.2	31.474	113.9	33.161	168.4	1:41.135	
4	35.874	138.7	31.430	114.5	32.585	172.6	1:39.889		13	36.938	139.6	31.297	114.7	33.400	169.2	1:41.635	
5	35.857	137.9	31.706	115.5	33.541	169.5	1:41.104		14	36.375	138.7	31.213	114.1	33.299	170.8	1:40.887	
6	36.835	139.1	31.250	116.9	33.036	170.5	1:41.121		15	36.339	138.5	31.802	100.1	33.744	170.0	1:41.885	
7	36.370	135.7	31.806	101.4	32.943	171.0	1:41.119		16	37.084	138.2	31.799	104.5	33.656	158.5	1:42.539	
8	36.676	139.1	31.611	111.4	33.207	168.9	1:41.494										
9	36.380	138.4	31.463	111.9	33.106	170.5	1:40.949										



Weather/Track: Sun/Dry

Circuit Length - 3.636 kilometres
 Circuit Paul Armagnac
 Nogaro, France

Printed at 16:11, Sunday, 05 October, 2008

© MST Systems Ltd, 2005 (www.mstworld.com)

Page 5

THP Spider Cup

Race 2 - Best Sector Speeds Report

SECTOR 1				SECTOR 2				SECTOR 3				
POS	NO	NAME	SPEED	LAP	NO	NAME	SPEED	LAP	NO	NAME	SPEED	LAP
1	15	POUGET	143.4	11	38	CASTELLI	124.4	6	51	MOULTON	179.4	2
2	3	BROGGI	143.0	7	15	POUGET	123.6	4	3	BROGGI	178.5	11
3	51	MOULTON	142.6	6	4	FREYMUTH	123.4	2	15	POUGET	177.9	7
4	38	CASTELLI	142.5	15	12	ALBOUY	122.8	11	18	SCIABBARRA	177.6	9
5	18	SCIABBARRA	142.3	1	29	RAMBURE	122.4	3	38	CASTELLI	177.6	4
6	29	RAMBURE	142.3	4	22	BRY	122.1	14	2	BRICHE	177.1	6
7	12	ALBOUY	142.1	4	18	SCIABBARRA	121.7	14	12	ALBOUY	177.1	6
8	2	BRICHE	141.7	5	2	BRICHE	121.5	3	16	QUINIOU	176.2	5
9	17	BELTOISE	141.7	9	51	MOULTON	121.4	1	29	RAMBURE	176.2	1
10	16	QUINIOU	141.6	14	8	GUILVERT	121.3	5	20	MIGINAC	175.9	14
11	22	BRY	141.6	10	3	BROGGI	120.3	14	17	BELTOISE	175.7	3
12	4	FREYMUTH	141.4	7	19	CHAUDOIN	120.2	14	19	CHAUDOIN	175.1	7
13	20	MIGINAC	141.4	13	16	QUINIOU	119.2	5	4	FREYMUTH	174.8	11
14	8	GUILVERT	141.2	11	11	GARY	117.8	3	22	BRY	174.8	13
15	19	CHAUDOIN	140.5	10	17	BELTOISE	117.8	5	8	GUILVERT	174.0	12
16	10	MARTIN	140.1	1	92	EBONG	117.5	2	92	EBONG	172.6	4
17	92	EBONG	139.6	13	20	MIGINAC	114.1	6	11	GARY	171.6	6
18	11	GARY	139.1	1	10	MARTIN	105.0	1	10	MARTIN	166.9	1



Weather/Track: Sun/Dry



Circuit Length - 3.636 kilometres
Circuit Paul Armagnac
Nogaro, France

THP Spider Cup

Race 2 - Best Sector Times Report

POS	NO	SECTOR 1		SECTOR 2		SECTOR 3		IDEAL/BEST LAP COMPARISON							
		TIME	LAP	NO	TIME	LAP	NO	TIME	LAP	NO	NAME	IDEAL	BEST	LAP	DIFF
1	8	34.453	12	15	30.621	11	15	31.429	11	15	POUGET	1:36.789	1:37.219	5	+ 0.430
2	12	34.572	5	3	30.693	11	51	31.482	9	12	ALBOUY	1:36.934	1:37.058	5	+ 0.124
3	51	34.686	5	12	30.701	9	38	31.544	4	8	GUILVERT	1:36.989	1:37.129	12	+ 0.140
4	2	34.687	3	18	30.714	10	12	31.661	5	51	MOULTON	1:36.996	1:37.061	9	+ 0.065
5	15	34.739	4	38	30.751	6	2	31.734	6	38	CASTELLI	1:37.052	1:37.341	7	+ 0.289
6	38	34.757	9	8	30.791	12	8	31.745	9	2	BRICHE	1:37.366	1:37.426	6	+ 0.060
7	17	34.805	2	51	30.828	10	17	31.828	4	18	SCIABBARR	1:37.452	1:37.591	9	+ 0.139
8	18	34.886	9	29	30.852	6	18	31.852	8	17	BELTOISE	1:37.547	1:37.626	2	+ 0.079
9	4	35.178	4	17	30.914	5	29	31.872	5	29	RAMBURE	1:38.019	1:38.129	6	+ 0.110
10	20	35.208	11	4	30.922	11	19	32.070	14	3	BROGGI	1:38.285	1:38.427	11	+ 0.142
11	3	35.266	11	22	30.932	11	4	32.213	9	4	FREYMUTH	1:38.313	1:38.803	11	+ 0.490
12	29	35.295	6	2	30.945	6	22	32.220	12	22	BRY	1:38.500	1:38.825	13	+ 0.325
13	22	35.348	13	19	31.059	11	16	32.283	5	20	MIGINAC	1:38.816	1:38.910	13	+ 0.094
14	11	35.579	11	16	31.113	10	3	32.326	12	19	CHAUDOIN	1:38.982	1:39.333	11	+ 0.351
15	16	35.706	11	92	31.171	10	20	32.351	13	16	QUINIOU	1:39.102	1:39.450	5	+ 0.348
16	19	35.853	10	20	31.257	13	11	32.389	11	11	GARY	1:39.236	1:39.236	11	+ 0.000
17	92	35.857	5	11	31.268	11	92	32.585	4	92	EBONG	1:39.613	1:39.889	4	+ 0.276
18	10	46.014	1	10	32.189	1	10	34.143	1	10	MARTIN	1:52.346	1:52.346	1	+ 0.000

'Perfect Lap' - 1:36.503



Weather/Track: Sun/Dry

Circuit Length - 3.636 kilometres
Circuit Paul Armagnac
Nogaro, France

THP Spider Cup RACE 2 - LAP CHART

Lap 1			Lap 2			Lap 3			Lap 4			Lap 5		
No	Behind	Laptime	No	Behind	Laptime	No	Behind	Laptime	No	Behind	Laptime	No	Behind	Laptime
2		1:42.968	2		1:37.730	2		1:37.759	2		1:37.621	2		1:37.717
17	0.711	1:43.679	17	0.607	1:37.626	17	0.749	1:37.901	17	0.863	1:37.735	17	1.110	1:37.964
38	1.482	1:44.450	38	1.505	1:37.753	38	1.639	1:37.893	38	1.427	1:37.409	38	1.405	1:37.695
29	1.825	1:44.793	29	2.487	1:38.392	51	3.192	1:38.089	51	3.194	1:37.623	51	2.784	1:37.307
12	2.150	1:45.118	51	2.862	1:38.170	29	4.028	1:39.300	12	4.802	1:38.047	12	4.143	1:37.058
51	2.422	1:45.390	12	3.688	1:39.268	12	4.376	1:38.447	18	6.375	1:38.793	18	7.018	1:38.360
18	3.247	1:46.215	18	4.401	1:38.884	18	5.203	1:38.561	15	7.882	1:37.248	15	7.384	1:37.219
4	4.420	1:47.388	4	7.127	1:40.437	15	8.255	1:38.758	29	9.573	1:43.166	29	10.121	1:38.265
15	4.558	1:47.526	15	7.256	1:40.428	4	9.300	1:39.932	8	10.988	1:38.381	8	10.687	1:37.416
22	5.925	1:48.893	22	8.386	1:40.191	8	10.228	1:38.860	4	11.926	1:40.247	4	13.965	1:39.756
3	6.681	1:49.649	8	9.127	1:39.557	22	11.904	1:41.277	22	14.365	1:40.082	22	16.138	1:39.490
16	7.154	1:50.122	3	9.904	1:40.953	3	12.595	1:40.450	3	15.130	1:40.156	3	16.891	1:39.478
8	7.300	1:50.268	16	10.221	1:40.797	16	13.236	1:40.774	16	15.700	1:40.085	16	17.433	1:39.450
11	8.463	1:51.431	11	11.233	1:40.500	11	14.919	1:41.445	11	17.739	1:40.441	11	20.808	1:40.786
10	9.378	1:52.346	19	14.610	1:42.664	19	17.411	1:40.560	19	20.845	1:41.055	19	23.512	1:40.384
19	9.676	1:52.644	20	16.001	1:42.303	20	19.093	1:40.851	20	21.981	1:40.509	20	24.862	1:40.598
20	11.428	1:54.396	92	19.331	1:40.337	92	22.289	1:40.717	92	24.557	1:39.889	92	27.944	1:41.104
92	16.724	1:59.692												

Weather/Track: Sun/Dry

www.mstworld.com

Page 1 of 4

Nogaro
Circuit Length = 3.6360 km.
Start: 15:40 End: 16:06

Printed - 16:10 Sunday, 05 October 2008

THP Spider Cup

RACE 2 - LAP CHART

(contd.)

Lap 6			Lap 7			Lap 8			Lap 9			Lap 10		
No	Behind	Laptime	No	Behind	Laptime	No	Behind	Laptime	No	Behind	Laptime	No	Behind	Laptime
2		1:37.426	38		1:37.341	38		1:38.084	38		1:37.697	38		1:37.729
38	1.775	1:37.796	51	2.132	1:37.986	51	1.563	1:37.515	51	0.927	1:37.061	51	0.521	1:37.323
17	3.054	1:39.370	12	2.809	1:37.873	12	2.450	1:37.725	12	2.645	1:37.892	12	2.348	1:37.432
51	3.262	1:37.904	17	3.853	1:39.915	17	4.595	1:38.826	17	5.417	1:38.519	18	5.991	1:37.865
12	4.052	1:37.335	18	6.349	1:37.792	18	5.961	1:37.696	18	5.855	1:37.591	17	6.710	1:39.022
18	7.673	1:38.081	15	6.845	1:37.933	15	6.383	1:37.622	15	6.195	1:37.509	15	6.856	1:38.390
15	8.028	1:38.070	8	12.395	1:40.354	8	11.888	1:37.577	8	11.785	1:37.594	8	11.273	1:37.217
29	10.824	1:38.129	4	19.950	1:43.045	4	21.420	1:39.554	4	23.060	1:39.337	4	24.385	1:39.054
8	11.157	1:37.896	22	20.282	1:40.985	22	22.486	1:40.288	22	24.218	1:39.429	22	25.479	1:38.990
4	16.021	1:39.482	3	20.631	1:40.938	3	23.271	1:40.724	3	24.673	1:39.099	3	26.656	1:39.712
22	18.413	1:39.701	16	20.995	1:40.294	16	23.823	1:40.912	16	25.645	1:39.519	16	27.697	1:39.781
3	18.809	1:39.344	2	23.356	2:02.472P	11	27.956	1:40.138	11	30.430	1:40.171	11	32.711	1:40.010
16	19.817	1:39.810	11	25.902	1:41.343	19	28.666	1:40.323	19	31.221	1:40.252	19	32.967	1:39.475
11	23.675	1:40.293	19	26.427	1:39.665	20	29.200	1:39.514	20	32.288	1:40.785	20	34.152	1:39.593
19	25.878	1:39.792	29	28.172	1:56.464P	92	37.052	1:41.494	92	40.304	1:40.949	92	42.976	1:40.401
20	27.232	1:39.796	20	27.770	1:39.654									
92	31.639	1:41.121	92	33.642	1:41.119									

Weather/Track: Sun/Dry

www.mstworld.com

Page 2 of 4

Nogaro

Circuit Length = 3.6360 km.

Start: 15:40 End: 16:06

Printed - 16:10 Sunday, 05 October 2008

**THP Spider Cup
RACE 2 - LAP CHART**

(contd.)

Lap 11			Lap 12			Lap 13			Lap 14			Lap 15		
No	Behind	Laptime	No	Behind	Laptime	No	Behind	Laptime	No	Behind	Laptime	No	Behind	Laptime
38		1:37.976	38		1:38.147	38		1:37.829	51		1:37.943	51		1:37.914
51	0.558	1:38.013	51	0.511	1:38.100	51	0.606	1:37.924	38	0.327	1:38.876	38	0.622	1:38.209
12	2.251	1:37.879	12	1.897	1:37.793	12	2.133	1:38.065	12	1.866	1:38.282	12	1.779	1:37.827
18	6.277	1:38.262	18	6.127	1:37.997	15	7.479	1:38.959	15	6.606	1:37.676	15	5.989	1:37.297
15	6.652	1:37.772	15	6.349	1:37.844	18	8.421	1:40.123	18	7.994	1:38.122	18	8.219	1:38.139
17	8.351	1:39.617	17	8.952	1:38.748	17	10.993	1:39.870	17	11.628	1:39.184	17	12.783	1:39.069
8	10.488	1:37.191	8	9.470	1:37.129	8	14.480	1:42.839	8	20.149	1:44.218	8	26.643	1:44.408
4	25.212	1:38.803	4	26.020	1:38.955	4	27.461	1:39.270	4	27.857	1:38.945	4	28.893	1:38.950
22	26.490	1:38.987	22	27.305	1:38.962	22	28.301	1:38.825	22	29.248	1:39.496	22	30.528	1:39.194
3	27.107	1:38.427	3	28.095	1:39.135	3	29.692	1:39.426	3	31.153	1:40.010	3	33.107	1:39.868
16	29.941	1:40.220	16	31.877	1:40.083	16	34.569	1:40.521	16	36.928	1:40.908	16	39.670	1:40.656
11	33.971	1:39.236	19	36.064	1:39.887	19	37.841	1:39.606	19	38.924	1:39.632	20	41.517	1:39.543
19	34.324	1:39.333	20	37.606	1:40.540	20	38.687	1:38.910	20	39.888	1:39.750	92	58.690	1:41.885
20	35.213	1:39.037	92	48.575	1:41.135	92	52.381	1:41.635	92	54.719	1:40.887	11	1:09.959	1:41.829
92	45.587	1:40.587	11	59.207	2:03.383	11	1:03.071	1:41.693	11	1:06.044	1:41.522			

Weather/Track: Sun/Dry

www.mstworld.com

Page 3 of 4

Nogaro
Circuit Length = 3.6360 km.
Start: 15:40 End: 16:06

Printed - 16:10 Sunday, 05 October 2008

**THP Spider Cup
RACE 2 - LAP CHART**

(contd.)

Lap 16			Lap 17			Lap 18			Lap 19			Lap 20		
No	Behind	Laptime	No	Behind	Laptime	No	Behind	Laptime	No	Behind	Laptime	No	Behind	Laptime
51		1:38.256												
38	0.741	1:38.375												
12	2.441	1:38.918												
15	5.644	1:37.911												
18	7.908	1:37.945												
17	13.918	1:39.391												
4	31.623	1:40.986												
8	33.261	1:44.874												
22	33.436	1:41.164												
3	34.565	1:39.714												
16	42.116	1:40.702												
20	42.430	1:39.169												
92	1:02.973	1:42.539												
11	1:12.821	1:41.118												

Weather/Track: Sun/Dry

www.mstworld.com

Page 4 of 4

Nogaro
Circuit Length = 3.6360 km.
Start: 15:40 End: 16:06

Printed - 16:10 Sunday, 05 October 2008